

INDIAN OCEAN MEMORANDUM OF UNDERSTANDING



2018
ANNUAL REPORT



IOMOU *Secretariat*

Indian Ocean Memorandum of Understanding on Port State Control



Mission

“Our ultimate goal is to identify and eliminate substandard ships from the region”

Chairman's Message



It is with great pleasure, on behalf of the Committee to present the 2018 Annual Report of the Indian Ocean Memorandum of Understanding (IOMOU) on port State control activities of the member States.

Membership to the IOMOU is now twenty as we welcome the Authority of Madagascar to the MOU. We continue to place importance on increasing the membership of the IOMOU in order to ensure harmonization of practices and procedures with respect to the port State control in the Indian Ocean region. We encourage other authorities also in the region to fast-track their efforts in joining the MOU.

As we embark on a new era, we require greater cooperation with other regional MOUs, Member States and the International Maritime Organization and all industry partners, we urge all Authorities of the MOU to endeavor to fulfill their obligation towards the memorandum in our effort to harmonize PSC procedures. Key among them is the ratification of the mandatory instruments. While we take cognizance of the shortage of port State control officers (PSCOs) to undertake ship inspections, Member States are encouraged to take advantage of the technical support available including regular joint training, online trainings and expert missions to build the capacity of PSCOs to enable them to cope up with the emerging challenges in the industry. Continuous training enhances their capabilities to efficiently carry out ship inspection procedures in our joint effort for improving safety and protection of the marine environment.

I urge each Member Authority to dedicate more of their time in playing individual roles in implementation of our strategic plan and put combined effort to eliminate sub-standard shipping in our region.

Finally, I would like to express my sincere appreciation to our Member States, Observer State and Observer Organizations, who have been providing guidance whenever required. I also thank the Secretariat for the support and dedication in ensuring the success of the MOU.

Beatrice Nyamoita (Ms)

Foreword by the Secretary



It gives me a great pleasure to present the twentieth Annual Report of the Indian Ocean Memorandum of Understanding (IOMOU) for the year ending 31 December 2018.

This annual report summarizes the port State control (PSC) performed by the IOMOU member Authorities based on the various ship types, flag States and Recognized Organizations. Apart from the general information, this report provides the outcome of the results of PSC inspections undertaken by the individual member Authority during the year, 2018. In addition, it also includes statistics and analysis on the results of inspections and Concentrated Inspection Campaign (CIC) carried out by the member Authorities during the year 2018.

The New Inspection Regime (NIR), implemented from 1 January, 2018, has been operational for a year. The impact of the NIR in decreasing the sub-standard ships operating in our region will be established, once we see the trend in a decreasing detention rate and reduction in deficiencies.

The IOMOU member Authorities are striving to achieve the target inspection rate and realize that there are still many challenges ahead, and to face these challenges, the IOMOU is committed to ensure that our PSCOs are adequately trained to meet the standard of inspection and compliance with the IMO and ILO standards.

The IOMOU Secretariat look forward in continuing to work with the member Authorities and other Organizations, to achieve our goal of eliminating the operation of sub-standards ships in our region.

Let me take this opportunity to thank all the members for their contribution and particularly the port State control officers of the region for their commitment and professionalism in conducting PSC activities in our region.

The IOMOU will be celebrating its 20th Anniversary during the 22nd Committee meeting, same has been proposed to be held in August, 2019 in South Africa.

More information is available on the IOMOU web site: www.iomou.org/www.iomou.nic.in.

Dilip Mehrotra

Table of Contents

	Page
1. INTRODUCTION	
1.1 General	1
1.2 Members, Observers and Observers Organization.....	2
2. ORGANISATIONAL STRUCTURE	
2.1 IOMOU Secretariat	3
2.2 Contact Details	3
2.3 Organizational Structure of the IOMOU	3
3. THE COMMITTEE	4
4. DETENTION REVIEW PANEL	5
5. TRAINING FOR PORT STATE CONTROL OFFICERS	6
6. PORT STATE CONTROL DEFICIENCIES.....	8
7. CO-OPERATION WITH OTHER REGIONAL MOUs.....	10
8. IOCIS / WEBSITE	11
9. STATUS OF RELEVANT INSTRUMENT	
8.1 Status of Relevant Instrument.....	12
8.2 Status of MARPOL.....	14
10. STATISTICS	15
11. PORT STATE CONTROL INSPECTION ACTIVITIES.....	16

1. LIST OF TABLES AND FIGURES

		Page
Table 1	Deficiencies by Type of Ship	17
Table 2	Deficiencies by Flag	18
Table 3	Deficiencies by Categories	20
Table 4	Deficiencies by Recognized Organization Related Detentions and Deficiencies	21
Table 5	Comparison of Inspections and Deficiencies per Ship Type ...	22
Table 6	Comparison of Inspections and Detentions per Ship Type ...	23
Table 7	Comparison of Inspections and Detentions per Flag	24
Table 8	Comparison of Deficiencies by Categories	27
Table 9	Comparison of Inspections and Deficiencies per Recognized Organization	28
Table 10	Comparison of Inspections and Detentions per Recognized Organization	30
Figure 1	Inspection Efforts	32
Figure 2	Types of Ship Inspected.....	33
Figure 3	Percentage of Ship Type with Deficiencies.....	34
Figure 4	Percentage of Detention per Ship Type	35
Figure 5	Percentage of Deficiencies per Flag	36
Figure 6	Percentage of Detentions per Flag	37
Figure 7	Deficiency Percentage by Categories... ..	38
Figure 8	Detention Percentage by Recognized Organization	39
Figure 9	Comparison of Inspections per Ship Type	40
Figure 10	Comparison of Detentions per Ship Type	41
Figure 11	Summary of three Years Inspections with Deficiencies per Ship Type	42
Figure 12	Comparison of Detentions per Flag	43
Figure 13	Summary of three Years Detentions percentage per Flag	44
Figure 14	Comparison of Deficiencies by Categories	45
Figure 15	Comparison of Inspections per Recognized Organization	46
Figure 16	Comparison of Detentions per Recognized Organization	47
13.	UNDERPERFORMING SHIP LIST FOR 2018	48
14.	REPORT OF CIC ON MARPOL ANNEX VI	52
15.	PRESENTATION OF MEMBER ADMINISTRATION: MALDIVES	54

Introduction

General

The Indian Ocean Memorandum of Understanding (IOMOU) on port State control (PSC) in the Indian Ocean region was finalized on the basis of the first preparatory meeting held in India in October 1997 and the second meeting in June 1998 in South Africa. The second meeting was attended by Australia, Bangladesh, Djibouti, Eritrea, Ethiopia, India, Iran, Kenya, Maldives, Mauritius, Mozambique, Myanmar, Oman, Seychelles, South Africa, Sri Lanka, Tanzania and Yemen.

The port State control system aims to verify whether foreign flagged vessels calling at a port of a State comply with applicable International Maritime Conventions. Each Authority ensures that the foreign merchant ships visiting its ports comply with the standards articulated in the relevant Conventions and all amendments thereto in force. When vessels are found not to be in substantial compliance with the applicable regulations, laws or relevant convention requirements, the PSC system imposes actions to ensure they are brought into compliance. Ships to be inspected are selected on the basis of targeting criteria outlined in the Memorandum and a non-discriminatory policy is observed.

Under the Memorandum, each Authority will establish and maintain an effective system of PSC regime. The mission of the IOMOU among the maritime authorities responsible for port State control in the Indian Ocean region is to promote the effective implementation of an improved and harmonized system of PSC by uniform application, of relevant International Maritime Organization (IMO)/International Labour Organization (ILO) instruments on ships operating in the region.

This will be accomplished through the establishment and maintenance of a harmonized system of PSC by the member Authorities, and the effective operation of the Committee, the Secretariat and the IOCIS. Of particular importance are the cooperation and the exchange of information between the members of the Memorandum of Understanding (MOU) and with other regional PSC regimes.

Followings are the relevant instruments on which regional port State control is based:

- The International Convention on Load Lines, 1966;
- The International Convention for the Safety of Life at Sea, 1974 (SOLAS 74);
- The International Convention for the Prevention of Pollution from Ships, 1973, as modified by the Protocol of 1978 relating thereto (MARPOL 73/78);
- The International Convention on Standards of Training, Certification and Watchkeeping for Seafarers, 1978 (STCW 78);
- The Convention on the International Regulations for Preventing Collisions at Sea, 1972;
- The International Convention on Tonnage Measurement of Ships, 1969;
- The Merchant Shipping (Minimum Standards) Convention, 1976 (ILO Convention No. 147);
- The Maritime Labour Convention, 2006 (MLC, 2006);
- The International Convention on the Control of Harmful Anti-fouling Systems on Ships 2001;
- The International Convention on Civil Liability for Bunkers Pollution Damager, 2001 (Bunkers Convention);
- Protocol of 1992 to amend the International convention on Civil Liability for Oil Pollution Damage, 1969 (CLC Protocol 1992);
- The International Convention for the control and Management of Ships' Ballast Water and Sediments. 2004 (BWM 2004);

together with the protocols and amendments to these conventions and related codes of mandatory status as and when they enter in to force.

Members, Observers & Observers Organization

As of December 2018, twenty countries have become parties to the Memorandum. They are: **Australia, Bangladesh, Comoros, Eritrea, France (La Reunion), India, Iran, Kenya, Madagascar, Maldives, Mauritius, Mozambique, Myanmar, Oman, Seychelles, Sri Lanka, South Africa, Sudan, Tanzania and Yemen.**

Ethiopia is the only Observer State of the IOMOU

The Observers Organization are:

- Black Sea Memorandum of Understanding
- Caribbean Memorandum of Understanding
- Riyadh Memorandum of Understanding,
- Paris Memorandum of Understanding,
- Tokyo Memorandum of Understanding,
- West & Central Africa Memorandum of Understanding
- The International Maritime Organization
- The International Labour Organization
- United States Coast Guard and Equasis

The Committee meetings are attended by the member Authorities as well as Observer State and Organizations.



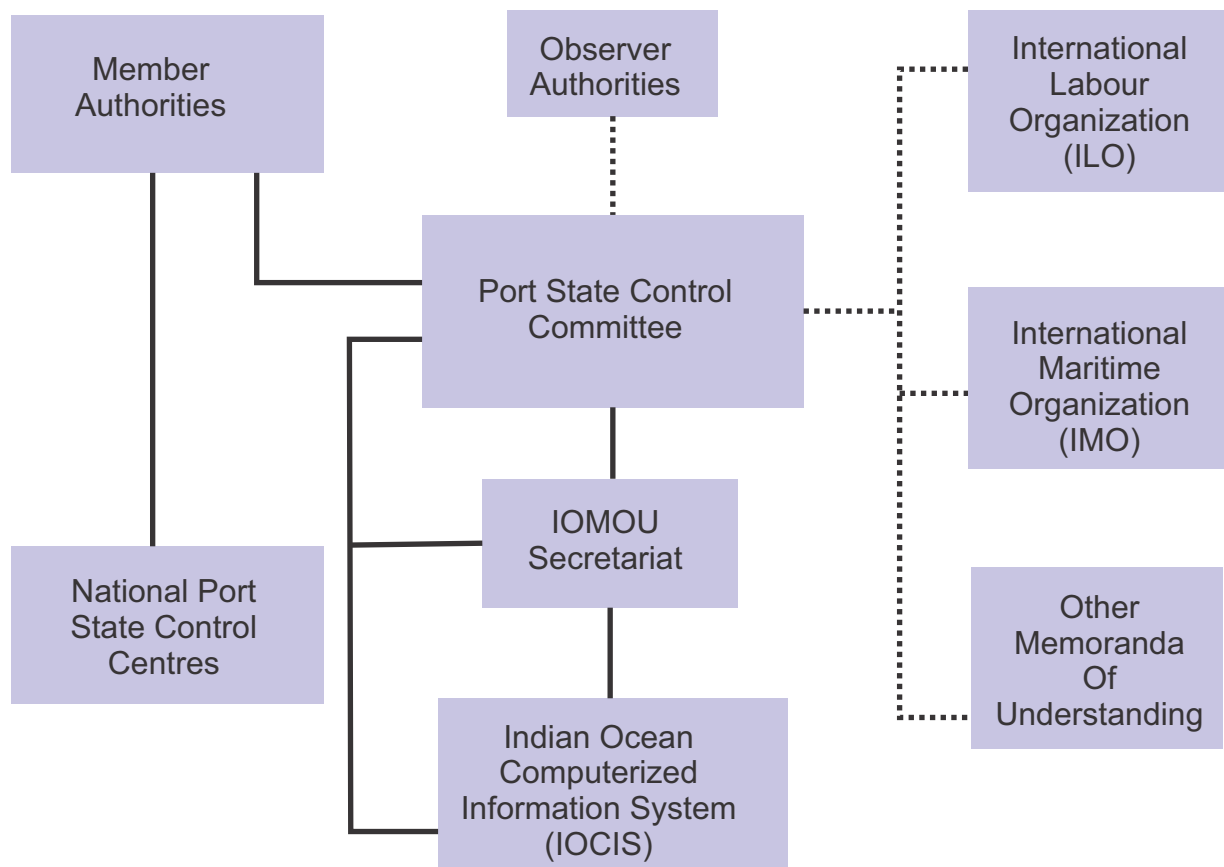
PSCOs interacting during the sixth PSCOs seminar in Myanmar

IOMOU Secretariat

The Secretariat of the Indian Ocean Memorandum of Understanding (IOMOUS) is based at Goa in India. The Secretariat is governed by and accountable to the Committee of the IOMOU on port State control. It acts under the direction of the Committee and assists the Committee in its activities including conducting meetings.

The IOMOUS is headed by the Secretary Mr. Dilip Mehrotra, assisted by the Office Manager Mrs. Priyanka Sawant, Office Assistant Ms. Milan Sawant and Data Management Assistant Ms. Sushmita Naik.

Organisational Structure of the IOMOU



Contact Details

Postal Address:
The Secretary
IOMOU Secretariat,
Ushakal, House No. 92,
Plot No. A-8,
Rangavi Estate, Dabolim
GOA - 403 801.
INDIA.

Email Address:
iomou1@dataone.in
iomou.sec@nic.in

Website:
www.iomou.org
www.iomou.nic.in

Telephone: +91 832 2538 128/2538 398
Telefax: +91 832 2538 127

The Committee

The Indian Ocean Memorandum of Understanding on port State control held its Twenty-first Committee meeting in Fremantle, Australia from 06 to 10 August, 2018. This meeting was hosted by the Australian Maritime Safety Authority (AMSA).

Representatives from the following IOMOU member States and observers attended the meeting:

Australia, Bangladesh, France (Reunion Island), India, Islamic Republic of Iran, Kenya, Madagascar, Mauritius, Mozambique, South Africa, and Sudan.

Black Sea MoU, United States Coastguard (USCG) and State of Qatar attended the meeting as Observers.

The IOCIS Manager from the National Informatics Centre (NIC) also attended the meeting. The member Authorities of Comoros, Eritrea, Maldives, Myanmar, Oman, Seychelles, Sri Lanka, Tanzania and Yemen, and the observers of Ethiopia, Riyadh MoU, Tokyo MoU, Paris MoU, International Labour Organization (ILO), the International Maritime Organization (IMO) and Equasis were not able to attend.

Ms. Beatrice Nyamoita, Chairman of the Committee presided over the Committee meeting as Chairman.



Participants during the twenty-first Committee meeting held in Australia

Outcomes of the meeting included:

- 1 The Committee welcomed the Authority of Madagascar as a new member of the IOMOU.
- 2 The committee also has
 - .1 Approved guidelines on Ballast Water and Sediments 2004 (BWM) and guidelines for Polar Code, for port State control officers.
 - .2 Approved Ships Alert System and the procedures for alerts on ship.
 - .3 Adopted Strategic Directions and Action Plan 2019-2023.
 - .4 The Committee unanimously accepted State of Qatar as 21st member of the IOMOU, subject to the ratification to the IOMOU.
 - .5 Agreed to conduct CIC on Emergency System in 2019.
 - .6 Adopted amendments to the Memorandum for replacement of revoked Assembly Resolution A.1052 (27) with the Assembly Resolution A.1119 (30), and changes in section 3.3 with respect to New Inspection Regime.
 - .7 Approved Amendments to the PSC Manual.
 - .8 Appointment of Deputy Secretary Mr. A. B. Dutta.

Detention Review Panel

If flag State or their Recognized Organizations (ROs) acting on behalf of the flag State disagree with the outcome of the port State ruling, concerning a detention, either may request for a review by the Indian Ocean MOU's Detention Review Panel, within 90 days from the date of detention.

The Detention Review Panel is comprised of three Indian Ocean MOU member Authorities, excluding the port State and the vessels flag State and the ISM issuing country, if they are members of the Indian Ocean MOU.

In the year 2018, the Secretariat did not receive any appeal towards any detention.

Training and Seminars for Port State Control

Sixth Seminar for Port State Control

Sixth seminar for port State control officers was held in Yangon, Myanmar, from 10 to 14 September 2018. Twenty-eight participants from the Indian Ocean region attended this seminar.



Participants during the sixth PSCO seminar in Yangon, Myanmar



Sixth PSCO seminar in progress

Expert Mission Training Under International Maritime Organizations (IMO) Sponsorship

IMO sponsored Expert Mission Training was held from 08 to 19 October 2018, at Mombasa, Kenya. Twenty-two participants from the Indian Ocean region and other MoUs attended this training.

Trainings Sponsored by the IMO and under the IOMOU TC fund for Capacity Building of the PSCOs ;

PSCO from Myanmar, attended the Training Course on Safety and Environment Organized by the Paris MoU in The Hague, Netherland from 27 February to 02 March 2018, supported under IOMOU TC Fund. Also, PSCO from Iran attended at their own cost.

PSCO from India attended the IMO Sponsored specialized training Course on the inspection of Bulk Carriers organized by the Paris MoU in The Hague, Netherland from 20 to 23 March 2018, supported by the IMO and one PSCO from Seychelles supported under IOMOU TC fund. Also, PSCO from South Africa attended at their own cost.

PSCO from Myanmar attended the 26th PSC Seminar organized by the Tokyo MoU in Langkawi, Malaysia from 09 to 13 July 2018, supported under IOMOU TC fund.

PSCO from India, attended the IMO Sponsored Training Course on 8th General Training Course organized by the Tokyo MoU in Yokohama, Japan from 28 August to 14 September 2018, supported by the IMO and one PSCO from Seychelles supported under the IOMOU TC fund.

PSCO from Myanmar attended the 65th PSC Seminar organized by the Paris MoU in Copenhagen, Denmark from 19 to 21 June 2018, supported under IOMOU TC fund.



Participants during the Expert Mission Training in Mombasa, Kenya

Port State Control Deficiencies



Gymnasium space is appeared to be suffered with fire accident in the past and accumulated with garbage



Bunker Delivery note has no sulphur content



Insulation arrangement from emergency fire pump inlet pipe wasted



Excessive accumulation of garbage



Wasted refer socket boxes

Co-operation With Other Regional MoUs

Considering the importance of inter-regional co-operation and harmonization, IOMOU participated in the Concentrated Inspection Campaign (CIC) on MARPOL Annex VI jointly with the Tokyo and Paris MoUs in 2018. All the CIC inspections were recorded in the Indian Ocean Computerized Information System (IOCIS) for the information of all interested parties. The Committee has decided to participate in another joint CIC as and when conducted by the Paris and Tokyo MoUs.

The IOMOU realized the need for this co-operation right from its inception and obtained the Observer status with the other MoUs such as Tokyo MoU, Paris MoU and Caribbean MoU. It continues to maintain this status by attending their Committee meetings and other activities.


In a similar spirit the IOMOU has granted Observer status to the MoUs as indicated under the list of Observers.

The representatives of the Secretariat attend other's Committee meetings depending upon their own programs. This is in effect to benchmark and gives an opportunity to understand initiatives of other MoUs on PSC. During the year the Secretary was invited to attend the following meetings:

Mediterranean MoU
Tokyo MoU
Riyadh MoU
Paris MOU
Caribbean MoU

In this regard the Secretary attended the following meeting for the year 2018:

- 51st meeting of Paris MoU Committee held in the Cascais, Portugal from 07 to 11 May 2018.
- Fifth session of Implementation of IMO Instruments (III) held at IMO Headquarters, London from 24 to 28 September 2018.
- 29th port State control Committee meeting of Tokyo MoU held in Hangzhou, China, from 5 to 8 November 2018.



Onboard Training during Expert Mission Training at Mombasa, Kenya

IOCIS / Website

Indian Ocean Computerized Information System (IOCIS) and the IOMOU website are maintained by the National Informatics Centre, Government of India. The Secretariat is in continuous contact with the Manager of the IOCIS.

Following enhancement/modification has been made in the IOMOU website/ IOCIS:

- 1 Offline Module;
- 2 IOMOU website migrated to Cloud;
- 3 Implementation of Ship Alert System, as per procedure and guidelines approved;
- 4 Addition and deactivation and correction in various codes, as approved during the twenty first meeting;
- 5 Amendments in data validation rules.

Data exchange with Equasis, IHS Markit Maritime & Trade (IHS Markit), Lloyds List (LLG) and the International Maritime Organization (IMO) under GISIS is being carried out. Hyperlink between IOCIS and APCIS, IOCIS and Caribbean MoU is being taken care of.



Onboard Training during Expert Mission Training in Mombasa, Kenya

Status of the Relevant Instruments

Status of the Relevant Instrument
(Date of Deposit of Instruments)
As on 31 December 2018

Sr. No	Authority	TONNAGE CONVENTION 69	LOADLINE CONVENTION 66	LOADLINE PROT 88	SOLAS 74	SOLAS PROT 78	SOLAS PROT 88
1	Australia	21.05.1982	29.07.1968	07.02.1997	17.08.1983	17.08.1983	07.02.1997
2	Bangladesh	06.11.1981	10.05.1978	18.12.2002	06.11.1981	–	18.12.2002
3	Comoros	22.11.2000	22.11.2000	–	22.11.2000	22.11.2000	–
4	Eritrea	22.04.1996	22.04.1996	04.02.2000	22.04.1996	–	04.02.2000
5	France	31.10.1980	30.11.1966	05.10.1990	25.05.1977	21.12.1979	28.02.1992
6	India	26.05.1977	19.04.1968	10.08.2000	16.06.1976	03.04.1986	22.08.2000
7	Iran	28.12.1973	05.10.1973	31.10.2006	17.10.1994	31.08.2000	31.10.2006
8	Kenya	15.12.1992	12.09.1975	07.07.2015	21.07.1999	07.07.2015	07.07.2015
9	Madagascar	27.07.2017	16.01.1967	-	07.03.1996	-	-
10	Maldives	02.06.1983	29.01.1968	-	14.01.1981	-	20.05.2005
11	Mauritius	11.10.1988	11.10.1988	17.12.2002	01.02.1988	-	17.12.2002
12	Mozambique	30.10.1991	30.10.1991	-	23.12.1996	-	-
13	Myanmar	04.05.1988	11.11.1987	–	11.11.1987	11.11.1987	-
14	Oman	24.09.1990	20.08.1975	17.06.1991	25.04.1985	25.04.1985	17.06.1991
15	Seychelles	17.07.2017	01.10.1976	27.09.1989	10.05.1988	10.05.1988	27.09.1989
16	South Africa	24.11.1982	14.12.1966	–	23.05.1980	11.01.1982	–
17	Sri Lanka	11.03.1992	10.05.1974	–	30.08.1983	–	–
18	Sudan	21.05.2002	26.09.1991	–	15.05.1990	–	–
19	Tanzania	28.03.2001	28.02.1989	–	28.03.2001	–	–
20	Yemen	06.03.1979	06.03.1979	11.01.2012	06.03.1979	–	11.01.2012
Entry in force date		18.07.1982	21.07.1968	03.02.2000	25.05.1980	01.05.1981	03.02.2000

Indian Ocean Memorandum of Understanding on Port State Control

Status of the Relevant Instruments (Date of Deposit of Instruments) As on 31 December 2018

Sr. No.	Authority	STCW 78	AFS 2001	COLREG 72	Bunkers Convention 2001	CLC PROT1992	BWM 2004	ILO 147 / MLC 2006 *
1	Australia	07.11.1983	09.01.2007	29.02.1980	16.03.2009	09.10.1995	07.06.2017	21.12.2011
2	Bangladesh	06.11.1981	07.06.2018	10.05.1978	–	–	07.06.2018	06.11.2014
3	Comoros	22.11.2000	–	22.11.2000	01.02.2018	15.01.2000	–	–
4	Eritrea	22.04.1996	–	22.04.1996	–	–	–	–
5	France	11.07.1980	12.03.2007	10.05.1974	19.10.2010	29.09.1994	24.09.2008	02.05.1978 / 28.02.2013
6	India	16.11.1984	24.04.2015	30.05.1973	–	15.11.1999	–	26.09.1996 / 09.10.2015
7	Iran	01.08.1996	06.04.2011	17.01.1989	21.11.2011	24.10.2007	06.04.2011	11.06.2014
8	Kenya	15.12.1992	07.07.2015	15.12.1992	07.07.2015	02.02.2000	14.01.2008	31.07.2014
9	Madagascar	07.03.1996	–	27.07.2017	11.07.2017	21.05.2002	24.07.2017	
10	Maldives	22.01.1987	–	14.01.1981	–	20.05.2005	22.06.2005	07.10.2014
11	Mauritius	04.07.1991	–	26.05.1989	17.07.2013	06.12.1999	–	30.05.2014
12	Mozambique	15.11.1985	–	30.10.1991	–	26.04.2002	–	–
13	Myanmar	04.05.1988	–	11.11.1987	19.01.2018	12.07.2016	–	25.05.2016
14	Oman	24.09.1990	–	25.04.1985	–	08.07.1994	–	–
15	Seychelles	22.08.1988	–	22.08.1988	–	23.07.1999	27.11.2017	07.01.2014
16	South Africa	27.07.1983	02.07.2008	20.12.1976	–	01.10.2004	15.04.2008	20.06.2013
17	Sri Lanka	22.01.1987	–	04.01.1978	–	22.01.1999	–	12.01.2017
18	Sudan	26.02.1997	–	11.03.2003	–	–	–	–
19	Tanzania	27.10.1982	–	16.05.2006	–	19.11.2002	–	–
20	Yemen	14.02.2005	–	06.03.1979	–	20.09.2006	–	–
	Entry in force date	28.04.1984	17.09.2008	15.07.1977	21.11.2008	30.05.1996	08.09.2017	28.11.1981/ 20.08.2013

* MLC 2006 will supersede ILO 147 if the Authority ratified both of them

Status of MARPOL 73/78
(Date of Deposit of Instruments)
As on 31 December 2018

Sr. No.	Authority	Annex I & II	Annex III	Annex IV	Annex V	Annex VI
1	Australia	14.10.1987	10.10.1994	27.02.2004	14.08.1990	07.08.2007
2	Bangladesh	18.12.2002	18.12.2002	18.12.2002	18.12.2002	18.12.2002
3	Comoros	22.11.2000	22.11.2000	22.11.2000	22.11.2000	—
4	Eritrea	—	—	—	—	—
5	France	25.09.1981	25.09.1981	25.09.1981	25.09.1981	15.07.2005
6	India	24.09.1986	11.06.2003	11.06.2003	11.06.2003	23.11.2011
7	Iran	25.10.2002	29.05.2009	29.05.2009	25.10.2002	29.05.2009
8	Kenya	15.12.1992	15.12.1992	15.12.1992	15.12.1992	14.01.2008
9	Madagascar	30.08.2005	30.08.2005	30.08.2005	30.08.2005	—
10	Maldives	20.05.2005	—	—	20.05.2005	—
11	Mauritius	06.04.1995	06.04.1995	06.04.1995	06.04.1995	—
12	Mozambique	09.11.2005	09.11.2005	09.11.2005	09.11.2005	—
13	Myanmar	04.08.1988	05.04.2016	05.04.2016	05.04.2016	—
14	Oman	13.03.1984	13.03.1984	13.03.1984	13.03.1984	—
15	Seychelles	28.11.1909	—	—	—	—
16	South Africa	28.11.1984	05.02.1997	17.09.2015	13.05.1992	17.09.2015
17	Sri Lanka	24.06.1997	24.06.1997	24.06.1997	24.06.1997	—
18	Sudan	—	21.01.2015	21.01.2015	21.01.2015	—
19	Tanzania	23.07.2008	23.07.2008	23.07.2008	23.07.2008	—
20	Yemen	—	—	—	—	—
Entry into force date		02.10.1983	01.07.1992	27.09.2003	31.12.1988	19.05.2005

Statistics

A total of 5697 inspections were carried out in 2018. Out of these 5697 inspections, 2856 inspections had deficiencies and the total numbers of deficiencies were 11847.

Serious deficiencies noted by the PSCOs led to the detention of 252 ships and needed to be rectified prior to the ships' departure; the overall detention percentage for the year was 4.42 %. There was increase in total number of inspections in 2018, compared with those in 2017; and the detention percentage decreased from 4.95 % recorded in 2017.

The average number of deficiencies per inspection in 2018 (2.07) has slightly decreased compared to the previous year (2.30).

The information given in the following tables and charts represents the port State control activities of Australia, Bangladesh, Comoros, France, India, Iran, Kenya, Myanmar, Maldives, Mauritius, Oman, Seychelles, Sri Lanka, South Africa, and Sudan. The remaining member Authorities are trying to overcome the challenges in carrying out their PSC inspection activities.

It should be noted that Australia, is a member of both the Tokyo MoU and the Indian Ocean MOU. South Africa is a member of the Abuja MoU and Indian Ocean MOU, Oman is a member of Riyadh MoU and the Indian Ocean MOU. Each record their PSC data with both MoUs, and so when considering a world picture of statistics, this duplication of data needs to be taken into account¹.

A joint CIC on MARPOL Annex VI was held jointly with the Tokyo and Paris MoUs in 2018. The consolidated report on CIC activities in the Indian Ocean region is provided in this Annual Report.

Port State Control Inspection Activities

Statistics for 2018

Port State Control Inspections Carried out by Authorities

Authority	Number of Inspections	Number of Inspections with deficiencies	Number of Deficiencies	Number of Detentions	Detention Percentage
Australia	2922	1381	5320	161	5.51
Bangladesh	403	295	854	5	1.24
Comoros	15	0	0	0	0.00
France	43	17	41	0	0.00
India	466	382	1768	18	3.86
Maldives	5	5	53	1	20.00
Iran	577	408	2397	55	9.53
Kenya	499	105	397	0	0.00
Myanmar	62	49	168	5	8.06
Mauritius	2	0	0	0	0.00
Oman	257	83	251	5	1.95
South Africa	353	61	216	2	0.57
Sri Lanka	2	2	11	0	0.00
Sudan	74	55	300	0	0.00
Seychelles	17	13	71	0	0.00
Total	5697	2856	11847	252	4.42

¹ See comment on page 15 regarding Australia, South Africa, and Oman regarding data duplication between IOMOU and Tokyo, Abuja and Riyadh MoUs.

Deficiencies by Type of Ship

TABLE 1

Type of Ship	Number of Inspections	Number of Inspections with Deficiencies	Number of Deficiencies	Number of Detentions	Detention Percentage	Percentage of Inspections with Deficiencies
Bulk Carrier	2657	1346	5297	110	4.14	50.66
Chemical Tanker	496	227	740	9	1.81	45.77
Container Ship	728	346	1367	25	3.43	47.53
Gas Carrier	129	53	171	1	0.78	41.09
General Cargo / Multipurpose ship	493	325	1823	42	8.52	65.92
Heavy Load Carrier	41	17	71	5	12.20	41.46
Livestock Carrier	88	56	300	4	4.55	63.64
NLS Tanker *	25	14	39	2	8.00	56.00
Offshore Service Vessel	73	44	365	16	21.92	60.27
Oil Tanker	407	184	706	16	3.93	45.21
Other Types of Ship	33	24	132	5	15.15	72.73
Passenger Ship	69	23	77	2	2.90	33.33
Refrigerated Cargo Vessel	31	17	119	1	3.23	54.84
Ro-Ro Cargo Ship	39	25	133	2	5.13	64.1
Ro- Ro Passenger Ship	12	7	31	0	0.00	58.33
Special Purpose Ship	19	7	17	0	0.00	36.84
Tugboat	35	19	89	2	5.71	54.29
Vehicle Carrier	254	86	207	6	2.36	33.86
Wood Chips Carrier	68	36	163	4	5.88	52.94
Total	5697	2856	11847	252		

* Earlier known to be Tanker not otherwise specified.

Deficiencies by Flag

TABLE 2

Flag	Number of Inspections	Number of Inspections with Deficiencies	Number of Deficiencies	Number of Detentions	Detention Percentage
Antigua and Barbuda	88	52	225	5	5.68
Bahamas	178	62	232	4	2.25
Bangladesh	9	9	38	0	0.00
Barbados	15	13	53	2	13.33
Belgium	10	4	11	0	0.00
Belize	13	12	65	0	0.00
Bermuda (UK)	13	4	10	0	0.00
Brunei Darussalam	1	0	0	0	0.00
Canada	1	0	0	0	0.00
Cayman Islands (UK)	42	12	30	0	0.00
China	74	30	73	0	0.00
Chile	1	1	9	1	100.00
Comoros	7	6	50	2	28.57
Cook Islands	10	9	37	1	10.00
Croatia	5	3	10	1	20.00
Curacao	3	2	2	0	0.00
Cyprus	125	72	247	5	4.00
Denmark	33	11	23	0	0.00
Egypt	1	1	9	1	100.00
Ethiopia	1	1	6	0	0.00
France	5	1	2	0	0.00
Fiji	2	2	15	0	0.00
Germany	9	1	3	0	0.00
Gibraltar (UK)	11	3	24	0	0.00
Greece	88	37	106	2	2.27
Hong Kong, China	536	238	829	22	4.10
India	33	19	102	3	9.09
Indonesia	14	14	93	2	14.29
Iran	18	12	33	2	11.11
Isle of Man (UK)	69	20	60	2	2.90
Italy	43	19	87	3	6.98
Japan	64	21	52	4	6.25
Jordan	2	1	8	0	0.00
Kiribati	4	4	19	1	25.00
Korea, Republic of	53	39	134	2	3.77
Kuwait	10	4	8	0	0.00
Lebanon	1	1	3	0	0.00
Liberia	680	342	1437	41	6.03
Libya	2	0	0	0	0.00
Lithuania	1	1	17	0	0.00
Luxembourg	8	3	13	0	0.00
Malaysia	14	7	21	0	0.00
Malta	308	123	427	6	1.95

Deficiencies by Flag

TABLE 2 (cont.)

Flag	Number of Inspections	Number of Inspections with Deficiencies	Number of Deficiencies	Number of Detentions	Detention Percentage
Marshall Islands	708	293	975	17	2.40
Mauritius	2	1	3	0	0.00
Moldova	2	2	12	0	0.00
Mongolia	1	1	3	0	0.00
Montenegro	1	1	1	0	0.00
Myanmar	7	7	60	0	0.00
Namibia	1	1	15	0	0.00
Nauru	1	1	7	0	0.00
Netherlands	33	17	60	1	3.03
New Zealand	3	3	9	0	0.00
Niue	1	1	3	0	0.00
Norway	73	28	70	3	4.11
Palau	22	19	193	7	31.82
Panama	1240	696	2996	59	4.76
Papua New Guinea	4	3	7	0	0.00
Philippines	34	24	101	4	11.76
Portugal	69	35	145	5	7.25
Qatar	12	8	29	0	0.00
Russian Federation	45	42	417	5	11.11
Saint Kitts and Nevis	8	8	42	1	12.50
Saint Vincent and the Grenadines	25	20	98	4	16.00
Saudi Arabia	19	7	16	0	0.00
Seychelles	1	1	2	0	0.00
Sierra Leone	11	10	50	0	0.00
Singapore	497	219	824	9	1.81
Spain	2	2	6	0	0.00
Sweden	8	3	4	0	0.00
Switzerland	10	3	13	0	0.00
Taiwan, China	4	1	1	0	0.00
Tanzania	28	25	194	6	21.43
Thailand	36	28	123	2	5.56
Togo	31	28	269	6	19.35
Turkey	19	11	16	0	0.00
Tuvalu	23	15	72	1	4.35
United Arab Emirates	9	8	40	3	33.33
United Kingdom	34	17	49	1	2.94
United States	10	2	5	0	0.00
Vanuatu	10	4	43	1	10.00
Viet Nam	48	45	251	5	10.42
Total	5697	2856	11847	252	

Deficiencies by Categories

TABLE 3

Code	Nature Of Deficiencies	Number of Deficiencies	
011	Certificate & Documentation - Ship Certificates	464	3.92
012	Certificate & Documentation - Crew Certificates	148	1.25
013	Certificate & Documentation - Documents	586	4.95
021	Structural Conditions	465	3.93
031	Water/Weathertight conditions	778	6.57
041	Emergency Systems	660	5.57
051	Radio Communications	333	2.81
061	Cargo operations including equipment	171	1.44
071	Fire safety	1427	12.05
081	Alarms	155	1.31
091	Living Conditions	195	1.65
092	Working Conditions	895	7.55
101	Safety of Navigation	1622	13.69
111	Life saving appliances	1025	8.65
121	Dangerous goods	10	0.08
131	Propulsion and auxiliary machinery	699	5.90
141	Pollution prevention -MARPOL Annex I	299	2.52
142	Pollution prevention -MARPOL Annex II	4	0.03
143	Pollution prevention - MARPOL Annex III	1	0.01
144	Pollution prevention - MARPOL Annex IV	201	1.70
145	Pollution prevention - MARPOL Annex V	197	1.66
146	Pollution prevention - MARPOL Annex VI	121	1.02
148	Pollution Prevention Ballast Water	9	0.08
151	ISM	323	2.73
161	ISPS	75	0.63
181	Minimum requirements for seafarers	30	0.25
182	Labour Conditions Conditions of employment	157	1.33
183	Accommodation recreational facilities F and C	228	1.92
184	Health protection, medical care, social security	400	3.38
991	Other	169	1.43

Deficiencies by Recognized Organization Related Detentions and Deficiencies

TABLE 4

Recognized Organization	Number of Overall Inspections	Number of Inspections with Deficiencies	Number of Overall Detentions	Overall Detention %	Number of RO Responsible detentions	RO Responsible detentions %	Number of RO Related deficiencies
American Bureau of Shipping	589	262	22	3.74	0	0.00	0
American Register of Shipping	1	0	0	0.00	0	0.00	0
Asia Classification Society	3	3	0	0.00	0	0.00	0
Bureau Veritas	622	328	34	5.47	1	0.16	1
China Classification Society	294	116	5	1.70	0	0.00	0
Columbus American Register	6	5	1	16.67	0	0.00	0
Cosmos Marine Bureau Inc	3	2	0	0.00	0	0.00	0
Croatian Register of Shipping	5	4	0	0.00	0	0.00	0
DNV GL AS	991	422	37	3.73	2	0.20	2
Dromon Bureau of Shipping	18	17	1	5.56	0	0.00	0
Guardian Bureau of Shipping	4	4	1	25.00	0	0.00	0
Global Marine Bureau Inc.	3	2	0	0.00	0	0.00	0
Indonesian Classification Bureau	3	3	1	33.33	0	0.00	0
Indian Register of Shipping	43	30	4	9.30	1	2.33	1
Intermaritime Certification Services, S.A.	2	2	0	0.00	0	0.00	0
International Naval Surveys Bureau	8	8	1	12.50	0	0.00	0
International Register of Shipping	20	19	9	45.00	0	0.00	0
International Ship Classification	2	2	1	50.00	0	0.00	0
Iranian Classification Society	4	3	2	50.00	0	0.00	0
Isthmus Bureau of Shipping, S.A	3	3	0	0.00	0	0.00	0
Isthmus Maritime Classification Society S.A.	1	1	0	0.00	0	0.00	0
Korea Classification Society	2	1	0	0.00	0	0.00	0
Korean Register of Shipping	282	149	12	4.26	1	0.35	1
Korean Ship Safety Technology Authority	1	1	0	0.00	0	0.00	0
Lloyd's Register	755	364	24	3.18	1	0.13	1
Macosnar Corporation	3	3	2	66.67	0	0.00	0
Maritime Bureau of Shipping	3	3	0	0.00	0	0.00	0
Maritime Lloyd Ltd., Georgia	1		1	100.00	0	0.00	0
National Shipping Adjusters Inc.	4	3	0	0.00	0	0.00	0
Nippon Kaiji Kyokai	1684	863	64	3.80	3	0.18	7
No Class	8	8	0	0.00	0	0.00	0
Other *	29	28	7	24.14	0	0.00	0
Overseas Marine Certification Services, Inc.	2	2	0	0.00	0	0.00	0
Panama Maritime Documentation Services	1		0	0.00	0	0.00	0
Panama Shipping Registrar Inc	1		0	0.00	0	0.00	0
Phoenix Register of Shipping S.A.	2	2	0	0.00	0	0.00	0
Polski Rejestr Statkow	12	7	1	8.33	0	0.00	0
Russian Maritime Register of Shipping	58	49	5	8.62	0	0.00	0
Russian River Register	1		0	0.00	0	0.00	0
RINA Services S.p.A.	186	99	12	6.45	2	1.08	2
Sing-Lloyd	1		0	0.00	0	0.00	0
SingClass International Pte Ltd.	1		0	0.00	0	0.00	0
Viet Nam Register	33	30	5	15.15	1	3.03	5
Venezuelan Register of Shipping	1		1	100.00	0	0.00	0
Withdrawn	2	2	0	0.00	0	0.00	0

*Inspection classed with, Tanzania Ship Registry, Maritime Certifications of Shipping, Thai Govt Register, ICS, Vega Register INC, ITMB, Intertek Maritime Bureau, QRS, Veritas Register of Shipping, Qualitas register of Shipping, MCS, ERS, Biro Klasifikasi Indonesia, are included in this RO.

Note: In case where more than one Recognized Organization has issued the ship's certificate, the inspection and detention is counted to each of them.

Comparison of Inspections and Deficiencies per Ship Type

TABLE 5

Type of Ship	Number of Inspections				Number of Inspection with Deficiencies				3 - year average percentage
	Year				Year				
	2016	2017	2018	Total	2016	2017	2018	Total	
Bulk Carrier	3078	2688	2657	8423	1853	1514	1346	4713	55.95
Chemical Tanker	519	506	496	1521	273	233	227	733	48.19
Combination Carrier	0	10	0	10	0	8	0	8	80.00
Commercial yacht	0	1	0	1	0	1	0	1	100.00
Container Ship	657	652	728	2037	340	309	346	995	48.85
Gas Carrier	128	131	129	388	61	57	53	171	44.07
General Cargo / Multipurpose Ship	423	551	493	1467	266	363	325	954	65.03
Heavy Load Carrier	27	23	41	91	12	12	17	41	45.05
High Speed Passenger Craft	1	1	0	2	1	1	0	2	100.00
Livestock Carrier	57	61	88	206	34	34	56	124	60.19
MODU & FPSO	0	2	0	2	0	1	0	1	50.00
NLS Tanker*	28	28	25	81	14	17	14	45	55.56
Offshore Service Vessel	59	67	73	199	44	41	44	129	64.82
Oil Tanker	449	423	407	1279	214	205	184	603	47.15
Other Types of Ship	34	43	33	110	20	28	24	72	65.45
Passenger Ship	57	56	69	182	28	22	23	73	40.11
Refrigerated Cargo Vessel	35	26	31	92	13	5	17	35	38.04
Ro - Ro Cargo Ship	22	25	39	86	16	14	25	55	63.95
Ro - Ro Passenger Ship	0	5	12	17	0	5	7	12	70.59
Special Purpose Ship	18	12	19	49	10	5	7	22	44.90
Tugboat	48	37	35	120	41	29	19	89	74.17
Vehicle Carrier	287	252	254	793	96	70	86	252	31.78
Woodchip Carrier	83	74	68	225	57	43	36	136	60.44
Total	6010	5674	5697	17381	3393	3017	2856	9266	53.31

* Earlier known to be Tanker not otherwise specified.

Comparison of Inspections and Deficiencies per Ship Type

TABLE 6

Type of Ship	Number of Inspections Year				Number of Detention Year				3 - year average percentage
	2016	2017	2018	Total	2016	2017	2018	Total	
Bulk Carrier	3078	2688	2657	8423	180	131	110	421	5.00
Chemical Tanker	519	506	496	1521	28	18	9	55	3.62
Combination Carrier	0	10	0	10	0	0	0	0	0.00
Commercial yacht	0	1	0	1	0	0	0	0	0.00
Container Ship	657	652	728	2037	25	25	25	75	3.68
Gas Carrier	128	131	129	388	6	2	1	9	2.32
General Cargo / Multipurpose Ship	423	551	493	1467	42	33	42	117	7.98
Heavy Load Carrier	27	23	41	91	3	0	5	8	8.79
High Speed Passenger Craft	1	1	0	2	0	0	0	0	0.00
Livestock Carrier	57	61	88	206	3	5	4	12	5.83
MODU & FPSO	0	2	0	2	0	0	0	0	0.00
NLS Tanker*	28	28	25	81	3	1	2	6	7.41
Oil Tanker	449	423	407	1279	35	27	16	78	6.10
Offshore service Vessel	59	67	73	199	20	19	16	55	27.64
Other Types of Ship	34	43	33	110	2	3	5	10	9.09
Passenger Ship	57	56	69	182	1	0	2	3	1.65
Refrigerated Cargo Vessel	35	26	31	92	0	1	1	2	2.17
Ro Cargo Ship	22	25	39	86	1	1	2	4	4.65
Ro Passenger Ship	0	5	12	17	0	0	0	0	0.00
Special Purpose Ship	18	12	19	49	2	1	0	3	6.12
Tugboat	48	37	35	120	9	9	2	20	16.67
Vehicle Carrier	287	252	254	793	7	3	6	16	2.02
Woodchip Carrier	83	74	68	225	3	2	4	9	4.00
Total	6010	5674	5697	17381	370	281	252	903	5.20

* Earlier known to be Tanker not otherwise specified.

Comparison of Inspections and Detentions per Flag

TABLE 7

Flag	Number of Inspections Year				Number of Detention Year				3 - year average percentage
	2016	2017	2018	Total	2016	2017	2018	Total	
Antigua and Barbuda	94	86	88	268	5	1	5	11	4.10
Albania	0	1	0	1	0	1	0	1	100.00
Azerbaijan	0	9	0	9	0	1	0	1	11.11
Bahamas	217	187	178	582	9	9	4	22	3.78
Bangladesh	7	8	9	24	0	1	0	1	4.17
Barbados	2	9	15	26	0	1	2	3	11.54
Belgium	9	8	10	27	0	0	0	0	0.00
Belize	15	13	13	41	4	4	0	8	19.51
Bermuda (UK)	29	17	13	59	1	1	0	2	3.39
Brunei Darussalam	0	1	1	2	0	0	0	0	0.00
Brazil	1	0	0	1	0	0	0	0	0.00
Canada	0	0	1	1	0	0	0	0	0.00
Cayman Islands (UK)	32	50	42	124	0	0	0	0	0.00
Chile	0	0	1	1	0	0	1	1	100.00
China	117	89	74	280	2	1	0	3	1.07
Comoros	7	6	7	20	1	0	2	3	15.00
Cook Islands	11	10	10	31	2	1	1	4	12.90
Croatia	7	7	5	19	3	0	1	4	21.05
Curacao (NL*)	0	0	3	3	0	0	0	0	0.00
Cyprus	121	132	125	378	7	6	5	18	4.76
Denmark	35	37	33	105	0	4	0	4	3.81
Dominica	0	1	0	1	0	0	0	0	0.00
Egypt	1	2	1	4	0	0	1	1	25.00
Ethiopia	0	5	1	6	0	1	0	1	16.67
Faroe Islands	1	0	0	1	0	0	0	0	0.00
Fiji	2	4	2	8	0	3	0	3	37.50
France	15	9	5	29	1	0	0	1	3.45
Germany	13	17	9	39	0	1	0	1	2.56
Georgia	1	0	0	1	0	0	0	0	0.00
Gibraltar (UK)	18	11	11	40	0	0	0	0	0.00
Greece	112	69	88	269	6	2	2	10	3.72
Hong Kong, China	632	527	536	1695	28	16	22	66	3.89
India	33	23	33	89	3	1	3	7	7.87
Indonesia	9	3	14	26	1	1	2	4	15.38
Iran	7	12	18	37	0	1	2	3	8.11
Ireland	1	0	0	1	0	0	0	0	0.00
Isle of Man (UK)	60	59	69	188	1	1	2	4	2.13
Italy	39	34	43	116	2	1	3	6	5.17
Jamaica	1	0	0	1	0	0	0	0	0.00

* Flag Netherlands Antilles changed to Curacao with effect from 10.10.2010.

Comparison of Inspections and Detentions per Flag

TABLE 7 (cont.)

Flag	Number of Inspections Year				Number of Detention Year				3 - year average percentage
	2016	2017	2018	Total	2016	2017	2018	Total	
Japan	75	68	64	207	3	1	4	8	3.86
Jordan	2	0	2	4	1	0	0	1	25.00
Kazakhstan	0	1	0	1	0	0	0	0	0.00
Kiribati	1	1	4	6	0	0	1	1	16.67
Korea, Republic of	79	65	53	197	5	2	2	9	4.57
Kuwait	6	8	10	24	0	0	0	0	0.00
Lebanon	0	0	1	1	0	0	0	0	0.00
Liberia	615	618	680	1913	29	20	41	90	4.70
Libya	2	0	2	4	1	0	0	1	25.00
Lithuania	0	0	1	1	0	0	0	0	0.00
Luxembourg	13	8	8	29	0	0	0	0	0.00
Madagascar	1	0	0	1	1	0	0	1	100.00
Malaysia	13	10	14	37	0	0	0	0	0.00
Maldives	2	1	0	3	1	0	0	1	33.33
Malta	354	342	308	1004	17	18	6	41	4.08
Marshall Islands	585	635	708	1928	33	19	17	69	3.58
Mauritius	1	1	2	4	0	0	0	0	0.00
Moldova	0	0	2	2	0	0	0	0	0.00
Mongolia	1	3	1	5	1	0	0	1	20.00
Montenegro	1	0	1	2	0	0	0	0	0.00
Myanmar	0	0	7	7	0	0	0	0	0.00
Namibia	0	0	1	1	0	0	0	0	0.00
Nauru	0	0	1	1	0	0	0	0	0.00
Niue	0	0	1	1	0	0	0	0	0.00
Netherlands	26	26	33	85	2	1	1	4	4.71
New Zealand	3	3	3	9	0	0	0	0	0.00
Norway	72	78	73	223	3	0	3	6	2.69
Oman	1	0	0	1	0	0	0	0	0.00
Pakistan	2	2	0	4	0	1	0	1	25.00
Palau	29	21	22	72	6	5	7	18	25.00
Panama	1527	1311	1240	4078	121	91	59	271	6.65
Papua New Guinea	9	7	4	20	5	1	0	6	30.00
Philippines	34	30	34	98	1	2	4	7	7.14
Portugal	36	49	69	154	1	1	5	7	4.55
Qatar	0	6	12	18	0	0	0	0	0.00
Russian Federation	1	107	45	153	0	1	5	6	3.92
Saint Kitts and Nevis	19	10	8	37	11	0	1	12	32.43
Saint Vincent and the Grenadines	36	26	25	87	5	0	4	9	10.34
Saudi Arabia	4	5	19	28	0	1	0	1	3.57
Seychelles	0	0	1	1	0	0	0	0	0.00
Sierra Leone	2	3	11	16	2	1	0	3	18.75

Comparison of Inspections and Detentions per Flag

TABLE 7 (cont.)

Flag	Number of Inspections Year				Number of Detention Year				3 - year average percentage
	2016	2017	2018	Total	2016	2017	2018	Total	
Singapore	581	531	497	1609	18	18	9	45	2.80
Solomon Islands	3	0	0	3	0	0	0	0	0.00
South Africa	1	0	0	1	0	0	0	0	0.00
Spain	1	0	2	3	0	0	0	0	0.00
Sri Lanka	4	2	0	6	1	1	0	2	33.33
Sweden	15	11	8	34	0	0	0	0	0.00
Switzerland	15	14	10	39	0	1	0	1	2.56
Taiwan, China	19	7	4	30	4	1	0	5	16.67
Tanzania	18	29	28	75	10	18	6	34	45.33
Thailand	15	21	36	72	4	2	2	8	11.11
Togo	13	2	31	66	4	6	6	16	24.24
Turkey	23	18	19	60	1	1	0	2	3.33
Turkmenistan	0	5	0	5	0	0	0	0	0.00
Tuvalu	15	21	23	59	0	2	1	3	5.08
United Arab Emirates (UAE)	3	6	9	18	1	1	3	5	27.78
United Kingdom	35	39	34	108	1	2	1	4	3.70
United States	8	13	10	31	0	0	0	0	0.00
Vanuatu	9	8	10	27	1	0	1	2	7.41
Viet Nam	31	36	48	115	0	4	5	9	7.83
Total	6010	5674	5697	17381	370	281	252	903	

Comparison of Deficiencies by Categories

TABLE 8

Code	Nature of Deficiencies	Number of Deficiencies Year		
		2016	2017	2018
011	Certificate & Documentation - Ship Certificates	466	440	464
012	Certificate & Documentation - Crew Certificates	253	212	148
013	Certificate & Documentation - Documents	613	610	586
021	Structural Conditions	492	504	465
031	Water / Weather tight conditions	880	864	778
041	Emergency Systems	762	713	660
051	Radio Communications	524	408	333
061	Cargo operations including equipment	251	193	171
071	Fire safety	1961	1685	1427
081	Alarms	121	102	155
091	Living Conditions	161	143	195
092	Working Conditions	639	661	895
101	Safety of Navigation	2317	2013	1622
111	Life saving appliances	1569	1259	1025
121	Dangerous goods	23	4	10
131	Propulsion and auxiliary machinery	809	732	699
141	Pollution prevention - MARPOL Annex I	327	255	299
142	Pollution prevention - MARPOL Annex II	2	1	4
143	Pollution prevention - MARPOL Annex III	1	2	1
144	Pollution prevention - MARPOL Annex IV	299	245	201
145	Pollution prevention - MARPOL Annex V	174	157	197
146	Pollution prevention - MARPOL Annex VI	117	81	121
147	Pollution prevention - Anti Fouling	1	2	0
148	Pollution Prevention - Ballast Water	0	4	9
151	ISM	646	432	323
161	ISPS	68	50	75
181	Minimum requirements for seafarers	5	25	30
182	Labour Conditions Conditions of employment	166	166	157
183	Accommodation recreational facilities F and C	318	296	228
184	Health protection, medical care, social security	663	617	400
991	Other	202	223	169
	Total	14830	13099	11847

Comparison of Inspections and Deficiencies per Recognized Organization

TABLE 9

Recognized Organization	Number of Inspections Year				Number of Detention Year				3 - year average percentage
	2016	2017	2018	Total	2016	2017	2018	Total	
American Bureau of Shipping	628	565	589	1782	310	269	262	841	47.19
American Register of Shipping	2	1	1	4	2	0	0	2	50.00
Asia Classification Society	0	0	3	3	0	0	3	3	100.00
Bulgarski Koraben Registar	0	1	0	1	0	1	0	1	100.00
Bureau Veritas	693	646	621	1960	424	372	327	1123	57.30
China Classification Society	317	285	294	896	168	144	116	428	47.77
CR Classification Society	6	2	0	8	5	1	0	6	75.00
Columbus American Register	1	4	6	11	1	4	5	10	90.91
Croatian Register of Shipping	4	6	5	15	3	3	4	10	66.67
Conarina Llc	1	0	0	1	1	0	0	1	100.00
Cosmos Marine Bureau Inc	0	1	3	4	0	0	2	2	50.00
DNV GL AS	949	931	991	2871	486	425	422	1333	46.43
Dromon Bureau of Shipping	3	8	18	29	2	6	17	25	86.21
Global Marine Bureau Inc.	0	0	3	3	0	0	2	2	66.67
Guardian Bureau of Shipping	0	1	4	5	0	1	4	5	100.00
Indian Register of Shipping	31	30	43	104	22	22	30	74	71.15
Indonesia Classification Bureau	1	0	3	4	0	0	3	3	75.00
Inspeccion y Clasificacion Maritima	1	0	0	1	1	0	0	1	100.00
Intermaritime Certification Services S.A.	0	0	2	2	0	0	2	2	100.00
International Maritime Register	1	0	0	1	1	0	0	1	100.00
International Naval Surveys Bureau	9	6	8	23	8	6	8	22	95.65
International Register of Shipping	26	12	20	58	26	11	19	56	96.55
International Ship Classification	1	0	2	3	1	0	2	3	100.00
Iranian Classification Society	4	1	4	9	1	1	3	5	55.56
Isthmus Bureau of Shipping ,S.A	2	3	3	8	1	3	3	7	87.50
Isthmus Maritime Classification Society S.A.	0	0	1	1	0	0	1	1	100.00
Korea Classification Society	0	1	2	3	0	1	1	2	66.67
Korea Ship Safety Technology Authority	0	1	1	2	0	1	1	2	100.00
Korean Register of Shipping	351	285	282	918	208	152	149	509	55.45
Lloyd s Register	770	706	755	2231	392	341	364	1097	49.17
Macosnar Corporation	4	2	3	9	4	2	3	9	100.00
Maritime Bureau of Shipping	0	1	3	4	0	1	3	4	100.00

Comparison of Inspections and Deficiencies per Recognized Organization

TABLE 9 (cont.)

Recognized Organization	Number of Inspections Year				Number of Inspections with Deficiencies Year				3 - year average percentage
	2016	2017	2018	Total	2016	2017	2018	Total	
Maritime Lloyd Ltd., Georgia	0	0	1	1	0	0	1	1	100.00
National Shipping Adjusters Inc	4	7	4	15	1	4	3	8	53.33
New United International Marine Services Ltd.	0	1	0	1	0	1	0	1	100.00
Nippon Kaiji Kyokai	1985	1782	1684	5451	1174	961	863	2998	55.00
Novel Classification Society S.A.	1	1	0	2	1	1	0	2	100.00
No Class	7	21	8	36	5	14	8	27	75.00
Overseas Marine Certification Service , Inc.	7	5	2	14	7	4	2	13	92.86
Panama Marine Survey and Certification Services Inc.	0	1	0	1	0	1	0	1	100.00
Panama Maritime Documentation Services	7	2	1	10	7	2	1	10	100.00
Panama Shipping Register Inc	0	3	1	4	0	3	1	4	100.00
Phoenix Register of Shipping S. A.	1	2	2	5	1	2	2	5	100.00
Polski Rejestr Statkow	12	15	12	39	11	12	7	30	76.92
Russian Maritime Register of Shipping	9	128	58	195	8	105	49	162	83.08
Russian River Register	0	0	1	1	0	0	1	1	100.00
RINA Services S.p.A.	132	149	186	467	75	86	99	260	55.67
Shipping Register of Ukraine	1	0	0	1	1	0	0	1	100.00
Sing Class International Pte Ltd.	1	1	1	3	1	1	1	3	100.00
Sing - Lloyd	0	0	1	1	0	0	1	1	100.00
Venezuelan Register of Shipping	0	4	1	5	0	4	1	5	100.00
Viet Nam Register	21	25	33	79	19	23	30	72	91.14
Other	17	28	29	74	15	26	28	69	93.24
Withdrawn	0	0	2	2	0	0	2	2	100.00
Total	6010	5674	5697	17381	3393	3017	2856	9266	

Comparison of Inspections and Detentions per Recognized Organization

TABLE 10

Recognized Organization	Number of Inspections Year				Number of Inspections with Deficiencies Year				3 - year average percentage
	2016	2017	2018	Total	2016	2017	2018	Total	
American Bureau of Shipping	628	565	589	1782	37	26	22	85	4.77
American Register of Shipping	2	1	1	4	2	0	0	2	50.00
Asia Classification Society	0	0	3	3	0	0	0	0	0.00
Bulgarski Koraben Register	0	1	0	1	0	0	0	0	0.00
Bureau Veritas	693	646	621	1960	42	37	33	112	5.71
China Classification Society	317	285	294	896	9	6	5	20	2.23
CR Classification Society	6	2	0	8	1	0	0	1	12.50
Columbus American Register	1	4	6	11	1	0	1	2	18.18
Conarina Llc	1	0	0	1	0	0	0	0	0.00
Cosmos Marine Bureau Inc	0	1	3	4	0	0	0	0	0.00
Croatian Register of Shipping	4	6	5	15	2	2	0	4	26.67
DNV GL AS	949	931	991	2871	49	30	37	116	4.04
Dromon Bureau of Shipping	3	8	18	29	2	2	1	5	17.24
Global Marine Bureau Inc.	0	0	3	3	0	0	0	0	0.00
Guardian Bureau of Shipping	0	1	4	5	0	0	1	1	20.00
Indian Register of Shipping	31	30	43	104	5	5	4	14	13.46
Inspeccion y Classificacion Maritima	1	0	0	1	1	0	0	1	100.00
Intermaritime Certification Services S.A.	0	0	2	2	0	0	0	0	0.00
International Register of Shipping	26	12	20	58	12	3	9	24	41.38
International Maritime Register	1	0	0	1	0	0	0	0	0.00
International Naval Surveys Bureau	9	6	8	23	5	2	1	8	34.78
International Ship Classification	1	0	2	3	0	0	1	1	33.33
Iranian Classification Society	4	1	4	9	0	1	2	3	33.33
Indonesian Classification Bureau	1	0	3	4	0	0	1	1	25.00
Isthmus Bureau of Shipping ,S.A	2	3	3	8	1	0	0	1	12.50
Isthmus Maritime Classification Society S.A.	0	0	1	1	0	0	0	0	0.00
Korea Classification Society	0	1	2	3	0	0	0	0	0.00
Korea Ship Safety Technology Authority	0	1	1	2	0	1	0	1	50.00
Korean Register of Shipping	351	285	282	918	18	9	12	39	4.25
Lloyd s Register	770	706	755	2231	29	28	24	81	3.63
Macosnar Corporation	4	2	3	9	3	1	2	6	66.67
Maritime Bureau of Shipping	0	1	3	4	0	0	0	0	0.00

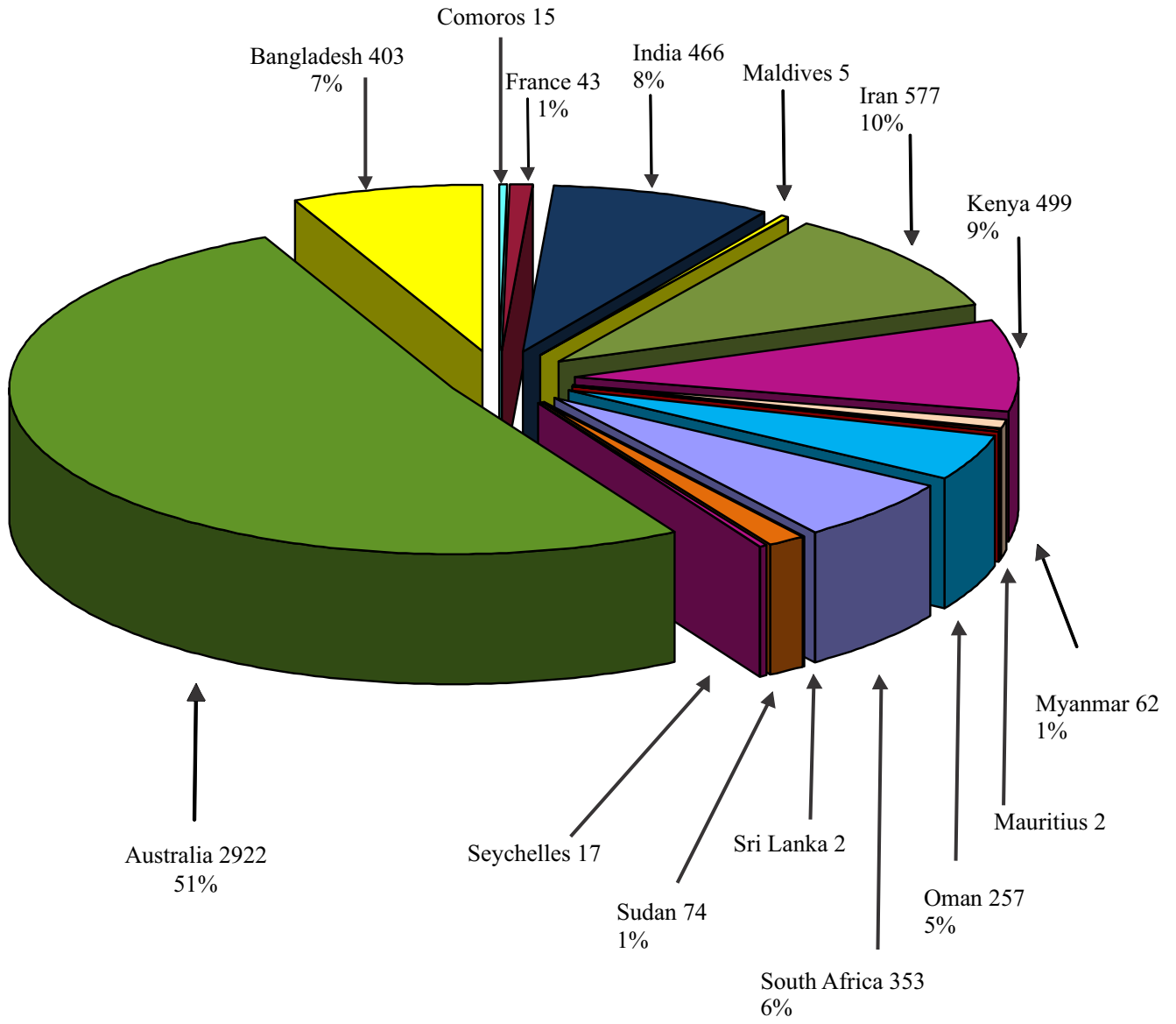
Comparison of Inspections and Detentions per Recognized Organization

TABLE 10 (cont.)

	Number of Inspections Year				Number of Inspections with Deficiencies Year				3 - year average percentage
	2016	2017	2018	Total	2016	2017	2018	Total	
Maritime Lloyd Ltd., Georgia	0	0	1	1	0	0	1	1	100.00
National Shipping Adjusters Inc	4	7	4	15	1	3	0	4	26.67
New United International Marine Services Ltd.	0	1	0	1	0	1	0	1	100.00
Nippon Kaiji Kyokai	1985	1782	1684	5451	123	78	64	265	4.86
Overseas Marine Certification Service, Inc.	7	5	2	14	4	2	0	6	42.86
Panama Marine Survey and Certification Services Inc.	0	1	0	1	0	1	0	1	100.00
Panama Maritime Documentation Services	7	2	1	10	1	0	0	1	10.00
Panama Shipping Registrar Inc (PSR)	0	3	1	4	0	0	0	0	0.00
Phoenix Register of Shipping S. A.	1	2	2	5	0	1	0	1	20.00
Polski Rejestr Statkow	12	15	12	39	3	7	1	11	28.21
Russian Maritime Register of Shipping	9	128	58	195	0	1	5	6	3.08
Russian River Register	0	0	1	1	0	0	0	0	0.00
RINA Services S.p.A (RINA)	132	149	186	467	8	8	12	28	6
Sing Class International Pvt Ltd.	1	1	1	3	1	0	0	1	33.33
Sing - Lloyd	0	0	1	1	0	0	0	0	0.00
Shipping Register of Ukraine	1	0	0	1	1	0	0	1	100.00
Venezuelan Register of Shipping	0	4	1	5	0	0	1	1	20.00
Viet Nam Register	21	25	33	79	0	3	5	8	10.13
No Class	7	21	8	36	1	5	0	6	16.67
Novel Classification Society S.A.	1	1	0	2	0	0	0	0	0.00
Other	17	28	29	74	8	18	7	33	44.59
Withdrawn	0	0	2	2	0	0	0	0	0.00
Total	6010	5674	5697	17381	370	281	252	903	

Inspection Efforts

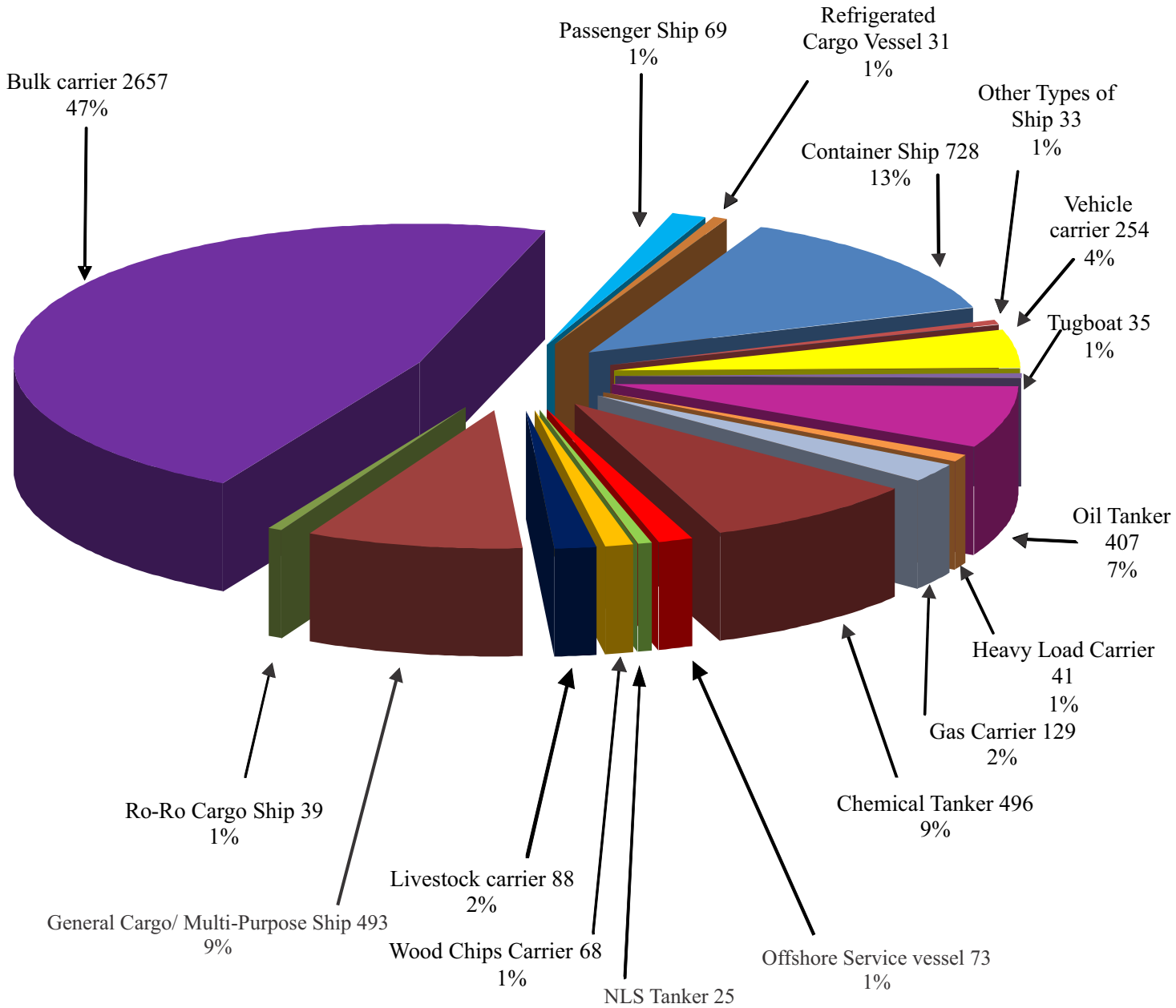
Fig. 1



TOTAL INSPECTIONS: 5697

Types of Ship Inspected

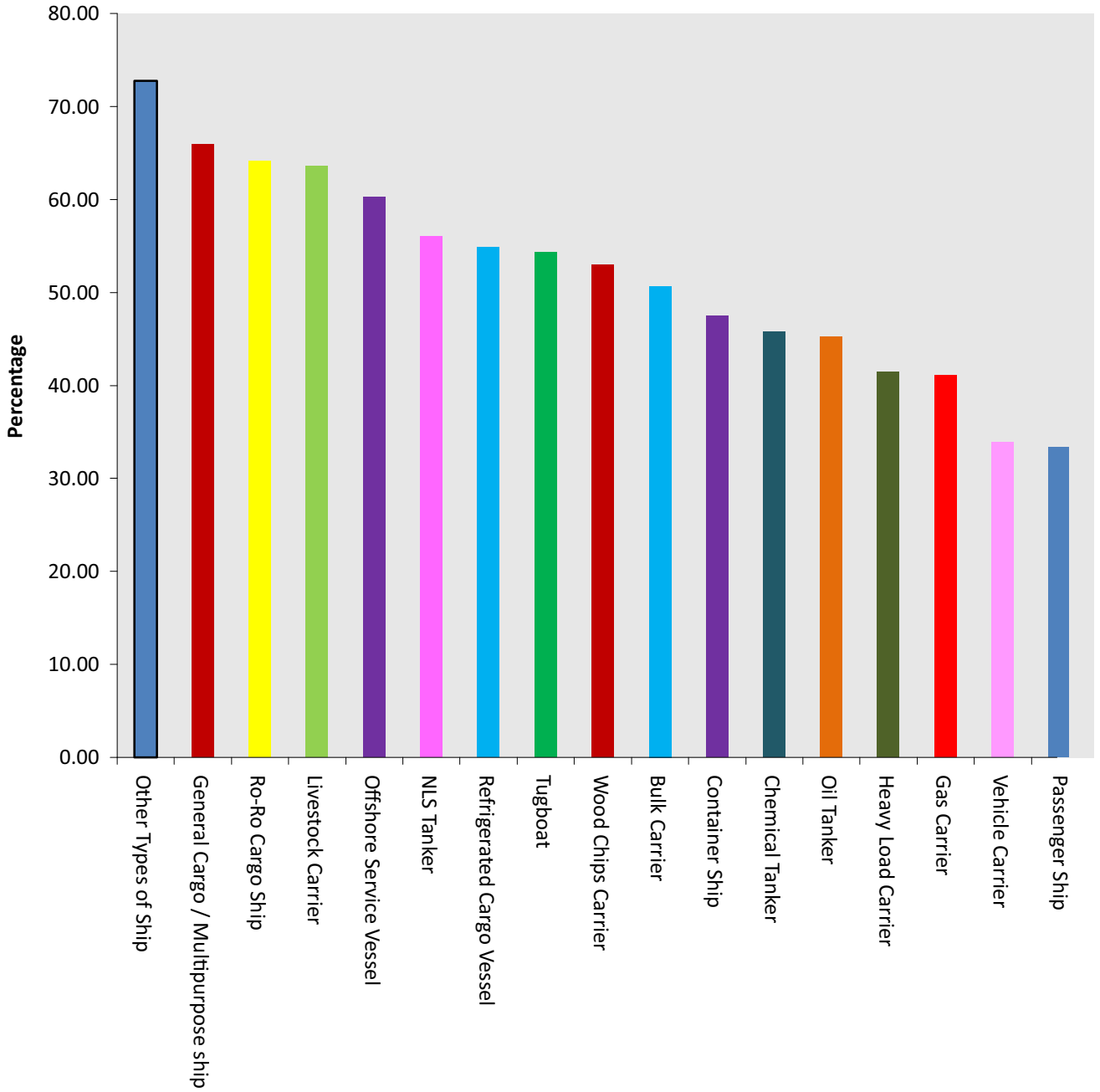
Fig. 2



THIS GRAPH DEPICTS 20 INSPECTIONS AND ABOVE/ SHIP TYPE

Percentage of Ship Type with Deficiencies

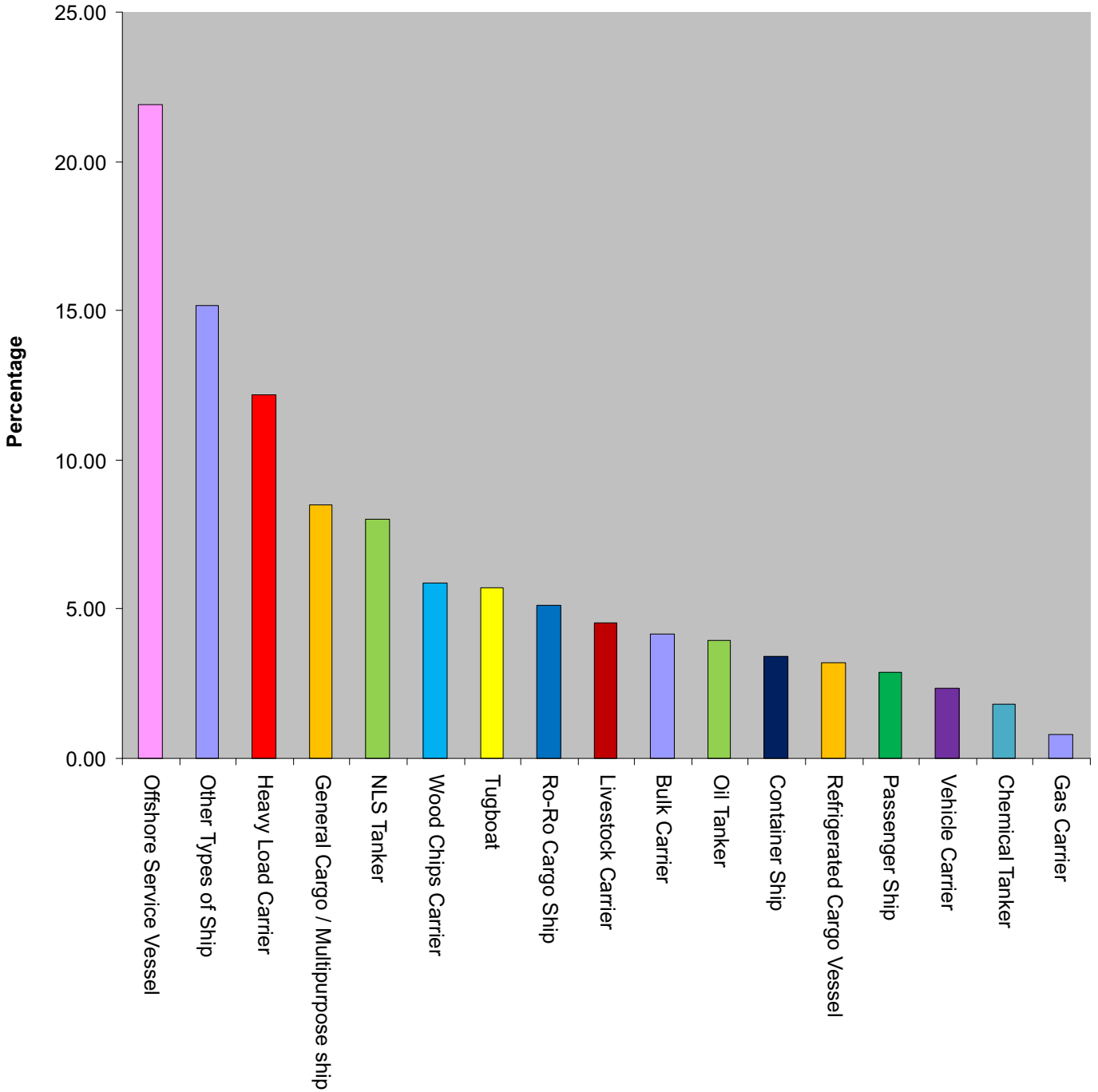
Fig. 3



THIS GRAPH DEPICTS 20 INSPECTIONS AND ABOVE/ SHIP TYPE

Percentage of Detention per Ship Type

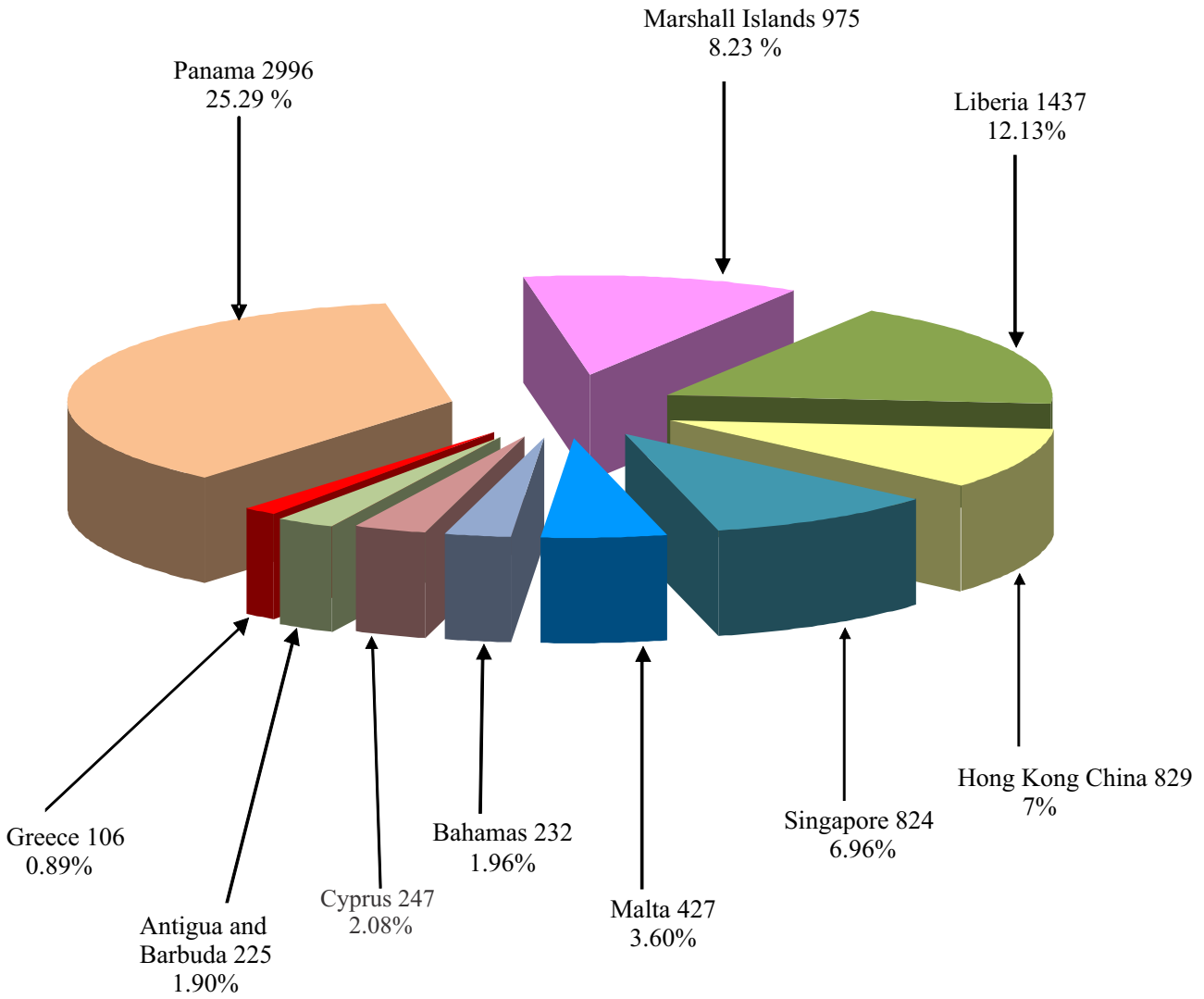
Fig. 4



THIS GRAPH DEPICTS 20 INSPECTIONS AND ABOVE/ SHIP TYPE

Percentage of Deficiencies per Flag

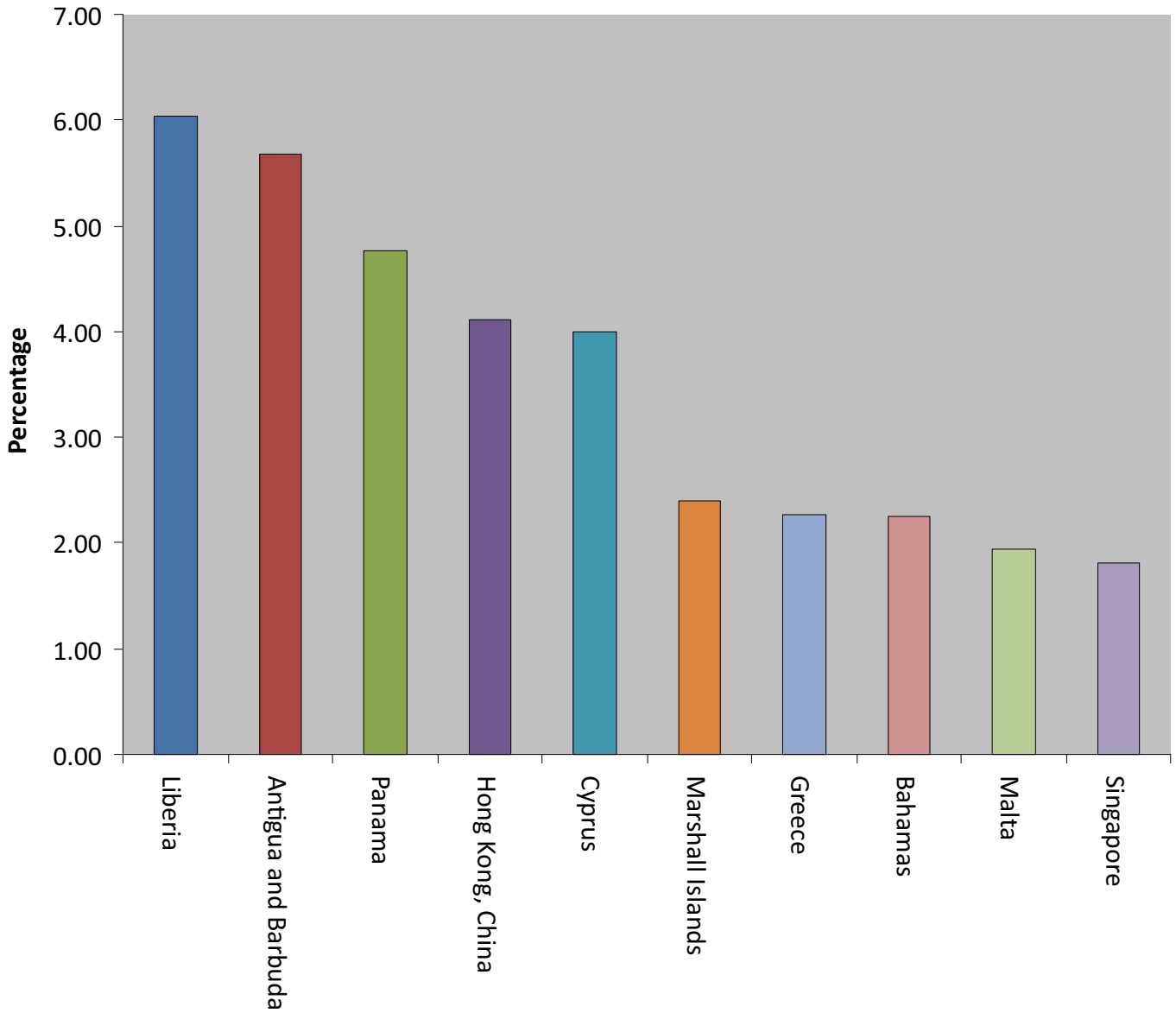
Fig. 5



THIS GRAPH DEPICTS 75 INSPECTIONS AND ABOVE / FLAG

Percentage of Detentions per Flag

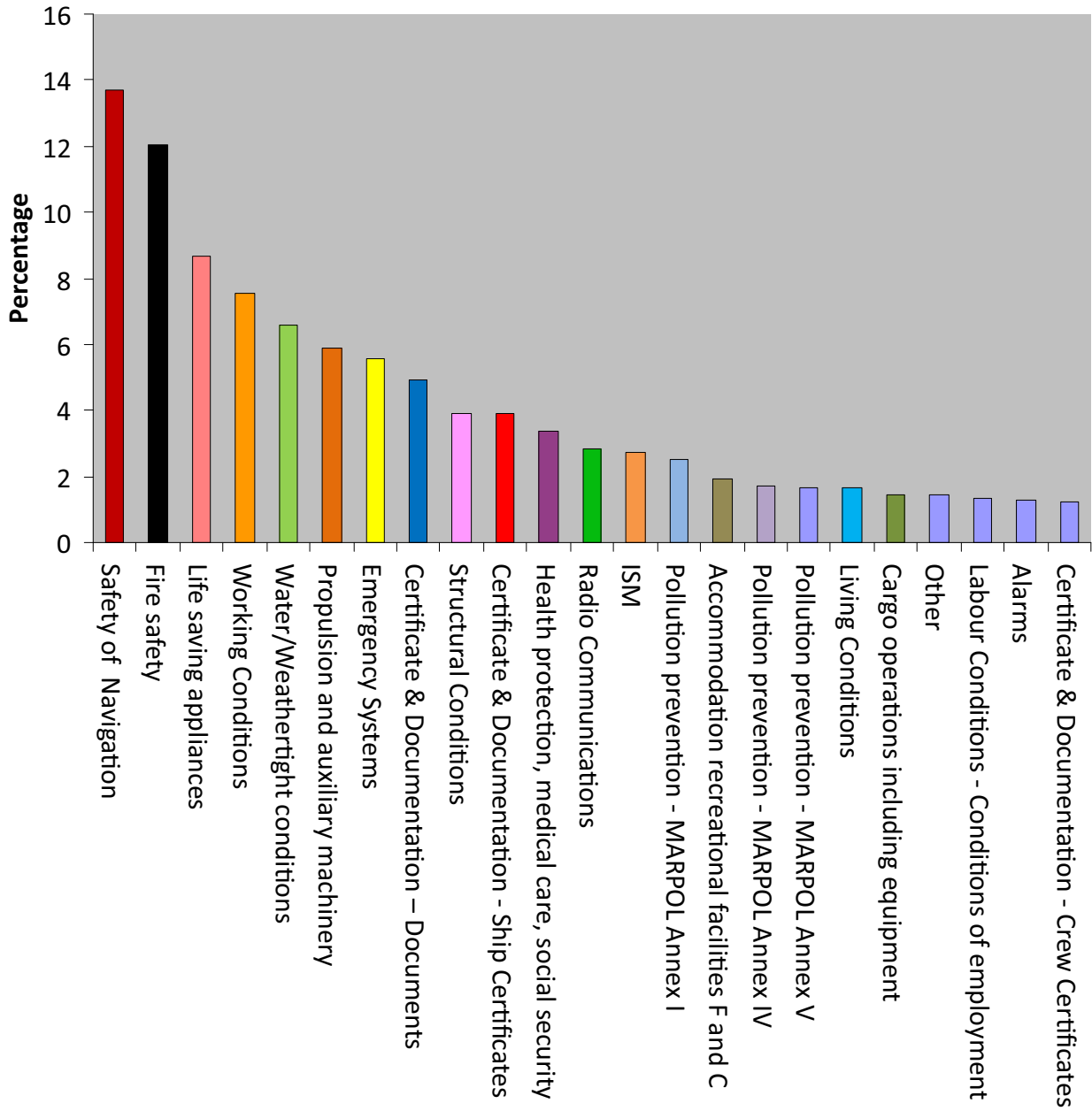
Fig. 6



THIS GRAPH DEPICTS 75 INSPECTIONS AND ABOVE / FLAG

Deficiency Percentage by Categories

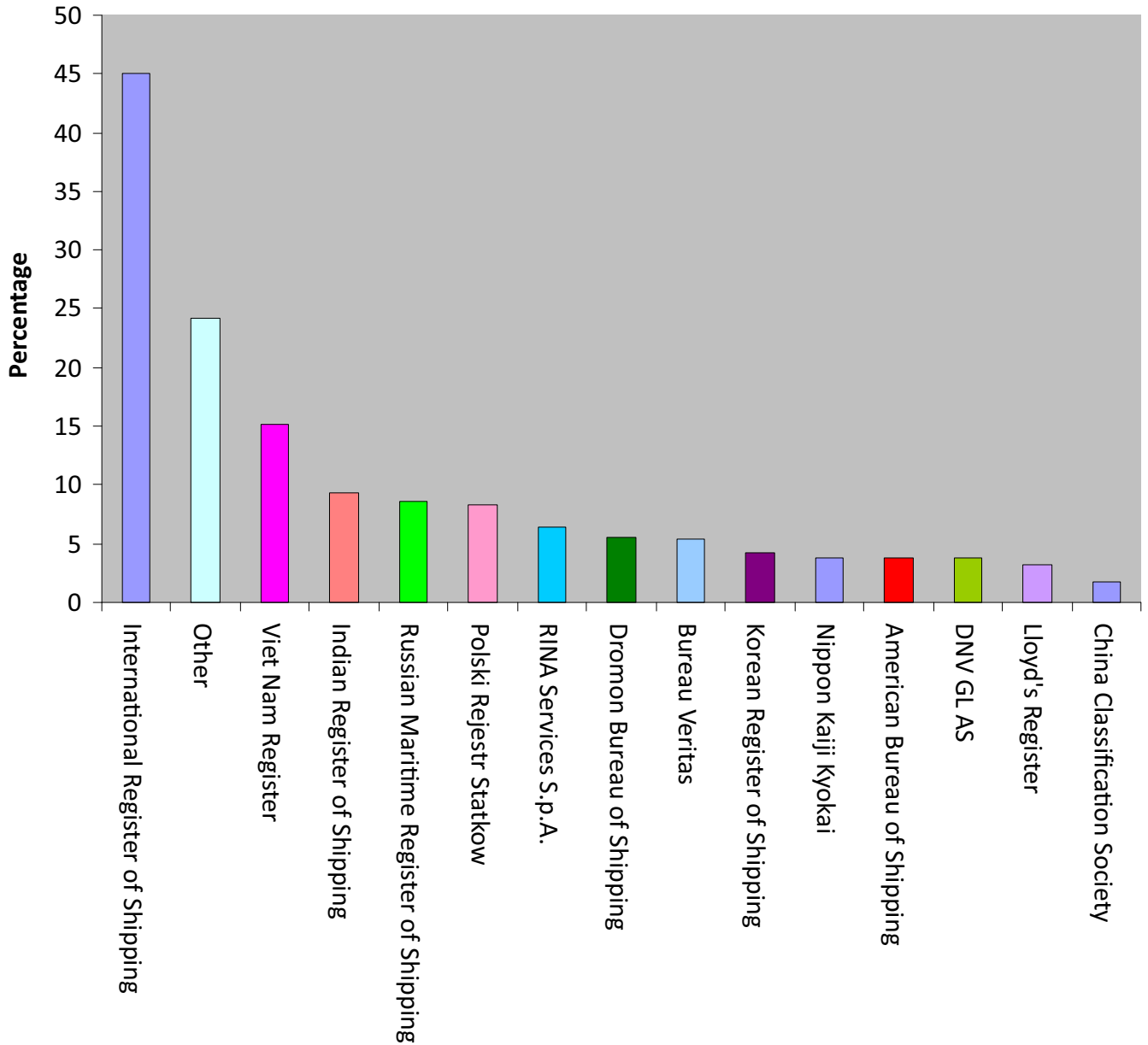
Fig. 7



THIS GRAPH DEPICTS DEFICIENCIES PERCENTAGE 1.5 AND ABOVE

Detention Percentage By Recognised Organisation

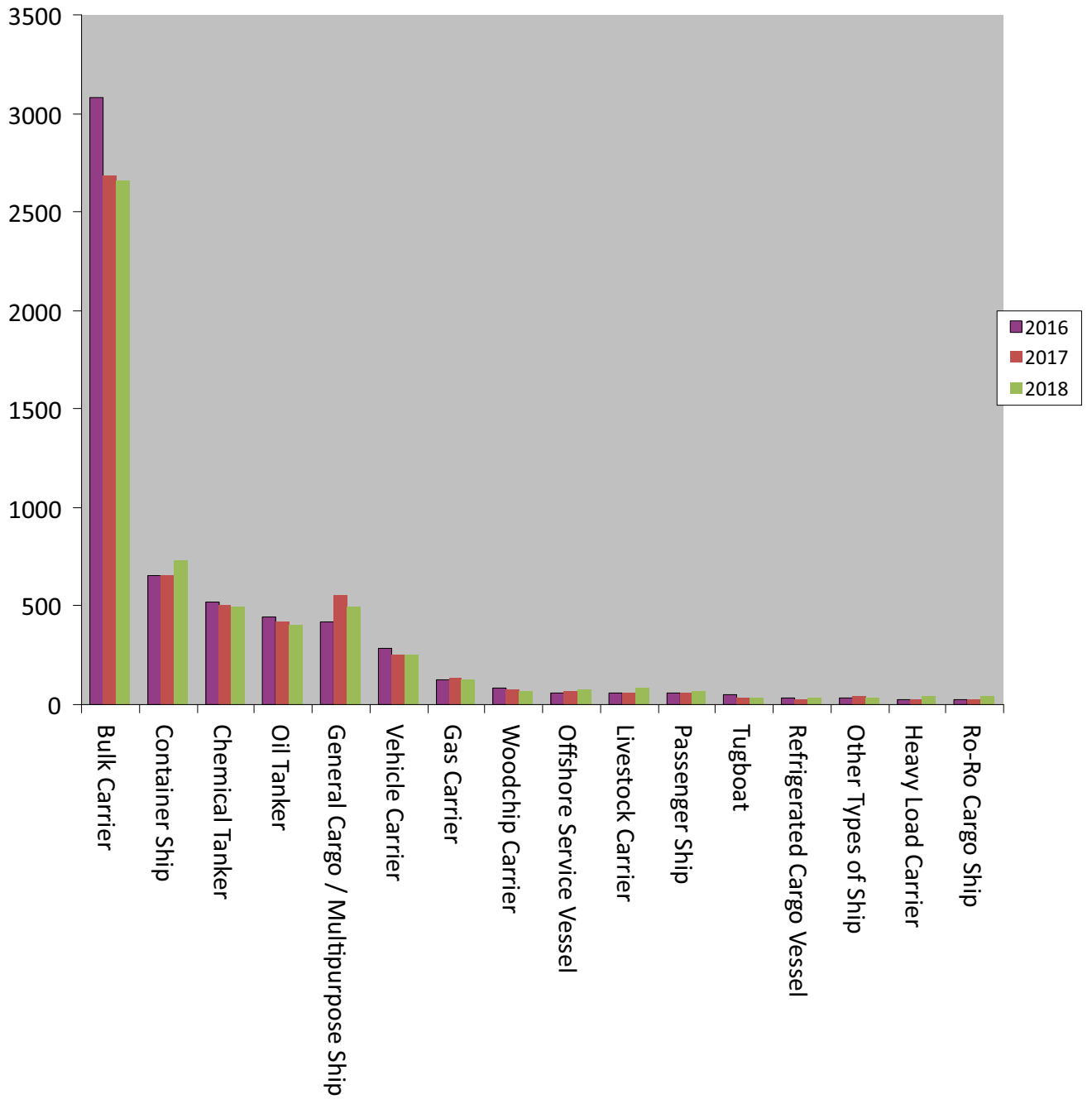
Fig. 8



THIS GRAPH DEPICTS INSPECTIONS OF 10 SHIPS AND ABOVE/RECOGNIZED ORGANIZATION

Comparison of Inspections per Ship Type

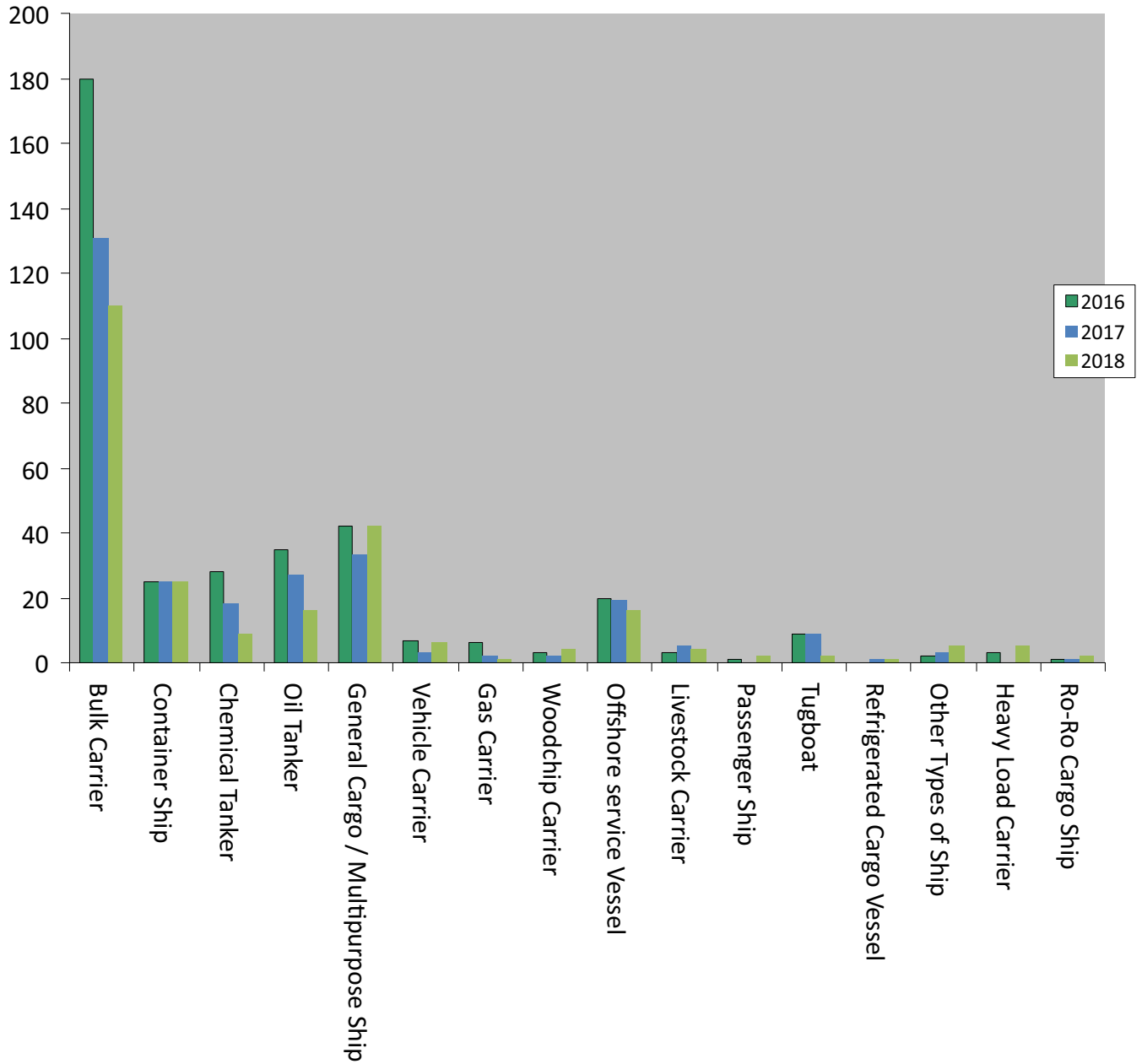
Fig. 9



THIS GRAPH DEPICTS 30 INSPECTIONS AND ABOVE EITHER FOR 2016, 2017 or 2018 / SHIP TYPE

Comparison of Detentions per Ship Type

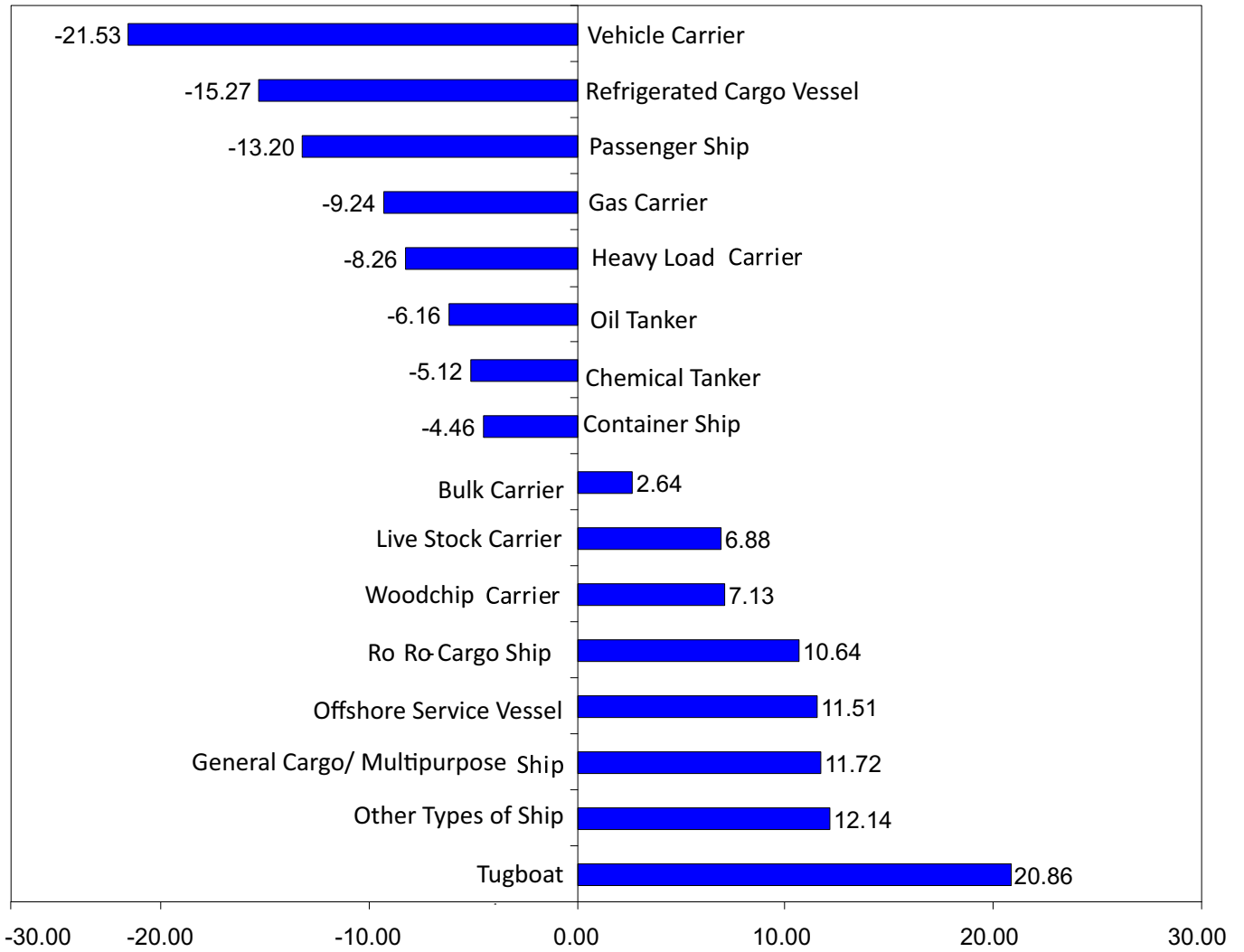
Fig. 10



THIS GRAPH DEPICTS 30 INSPECTIONS AND ABOVE EITHER FOR 2016, 2017 or 2018 / SHIP TYPE

Summary of 3-year Inspections with Deficiencies per Ship Type

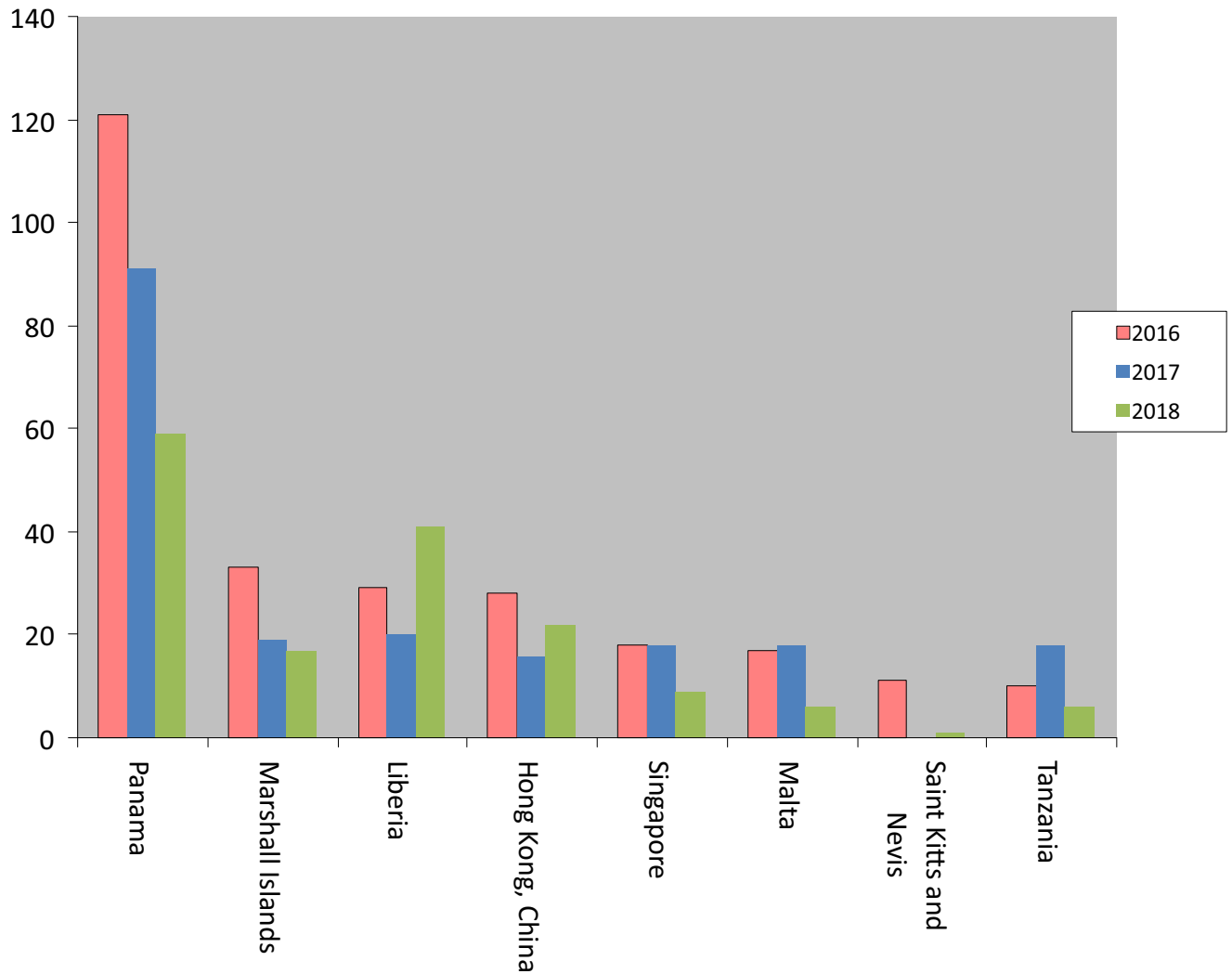
Fig. 11



% over (+) or under (-) average

Comparison of Detentions per Flag

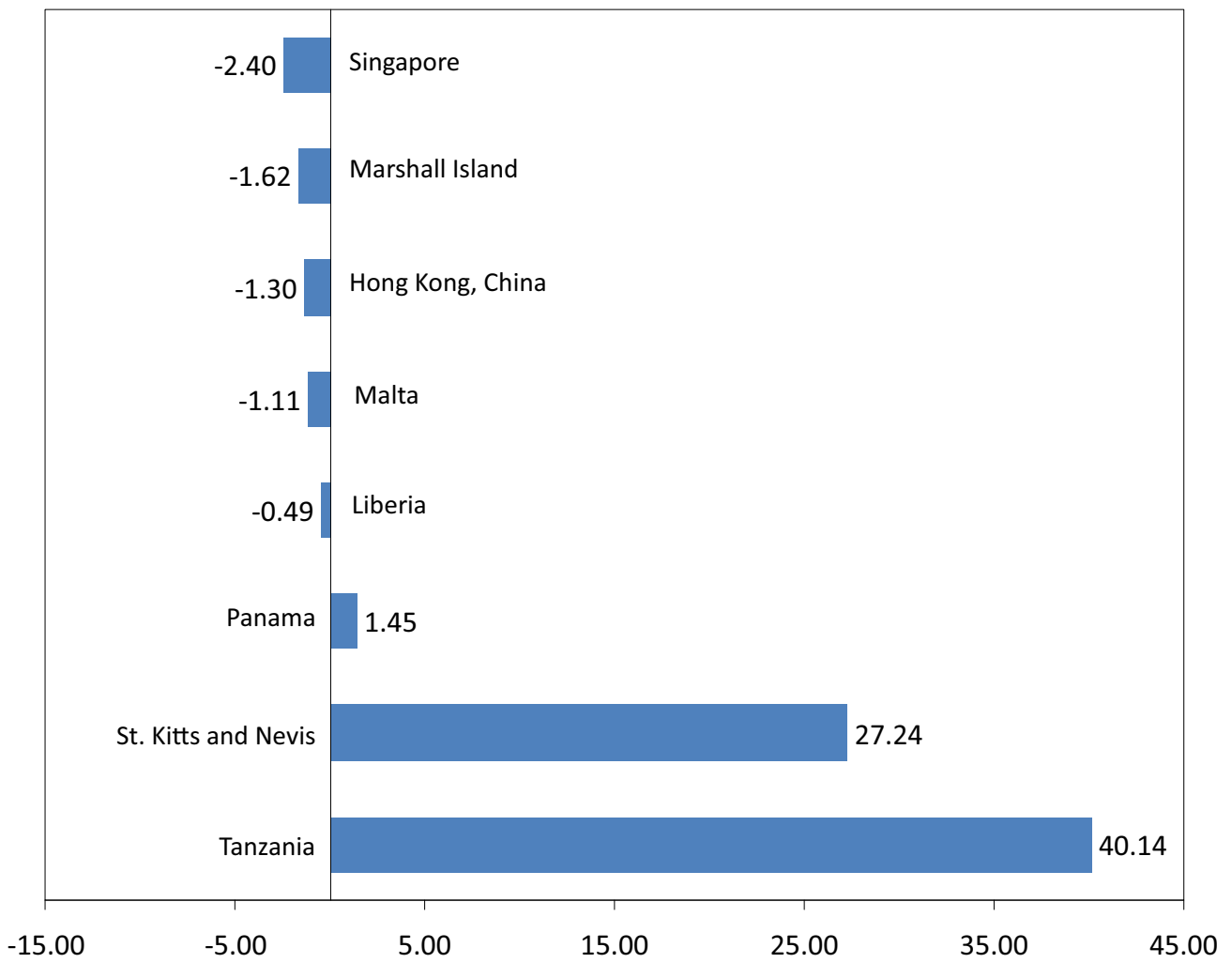
Fig. 12



THIS GRAPH DEPICTS DETENTIONS OF 10 AND ABOVE EITHER FOR 2016, 2017 or 2018 / FLAG

Summary of 3 Year Detention Percentage per Flag

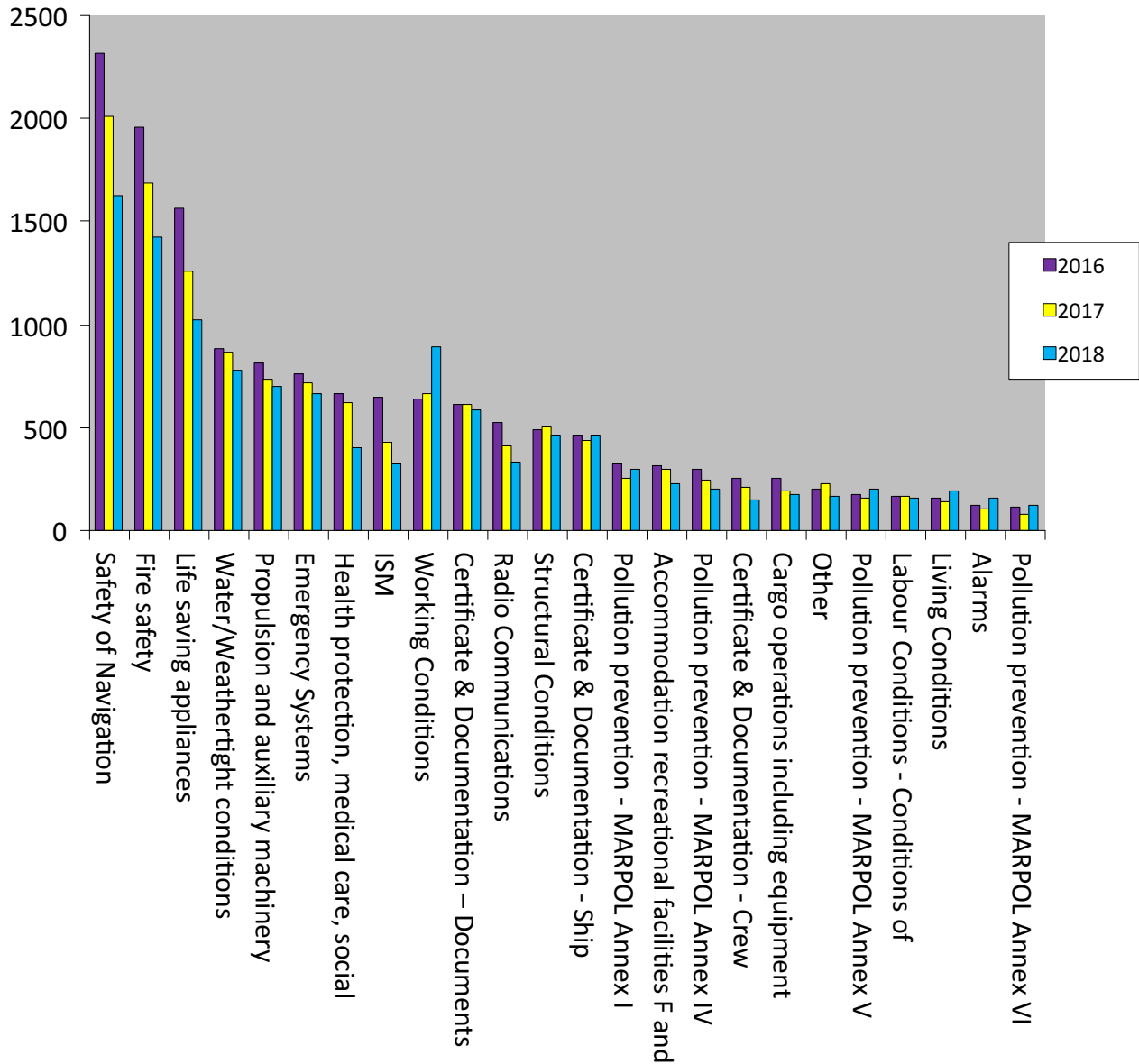
Fig. 13



% OVER (+) OR UNDER (-) AVERAGE

Comparison of Deficiencies by Categories

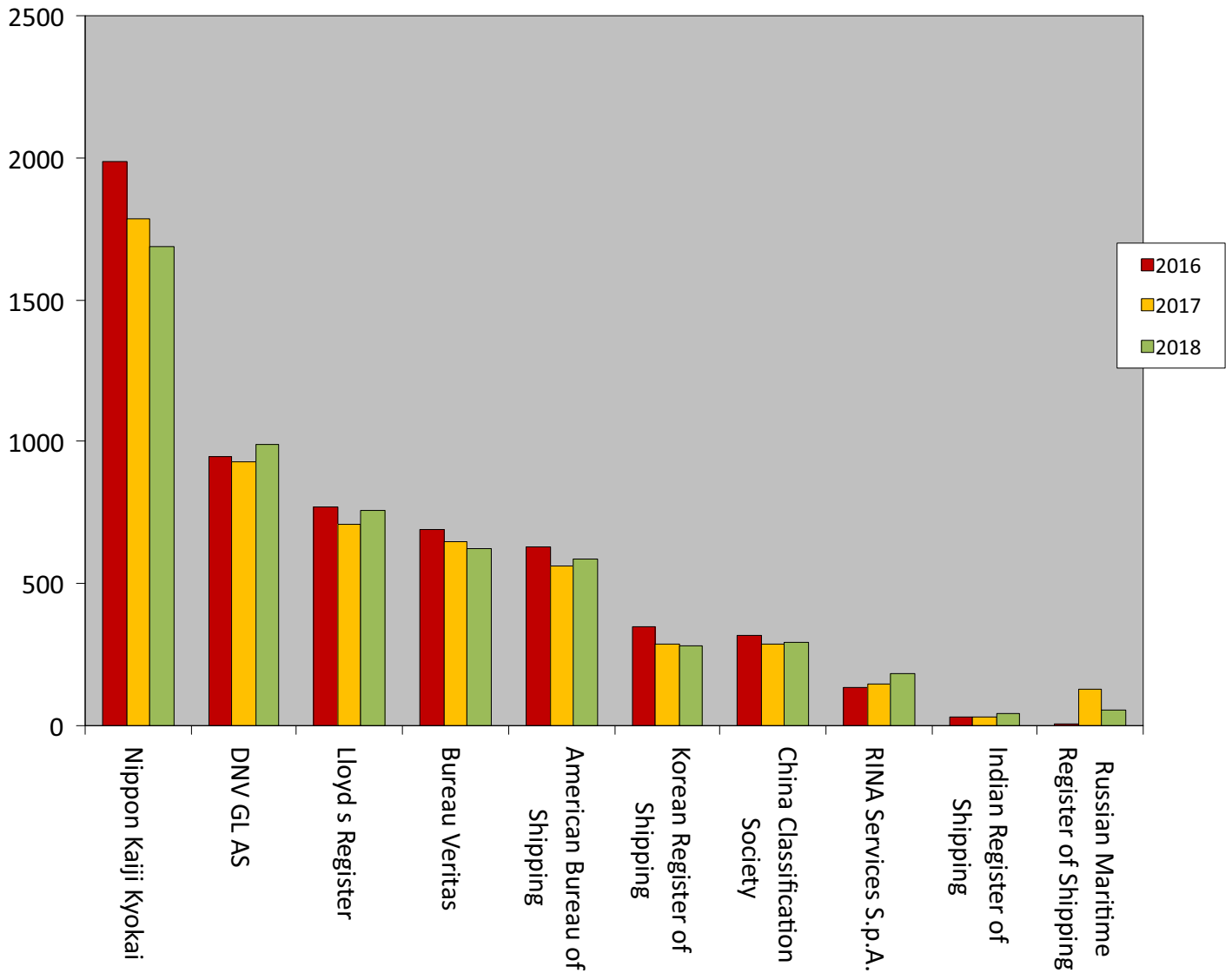
Fig. 14



THIS GRAPH DEPICTS DEFICIENCIES OF 100 AND ABOVE EITHER FOR 2016, 2017 or 2018

Comparison of Inspections per Recognised Organisation

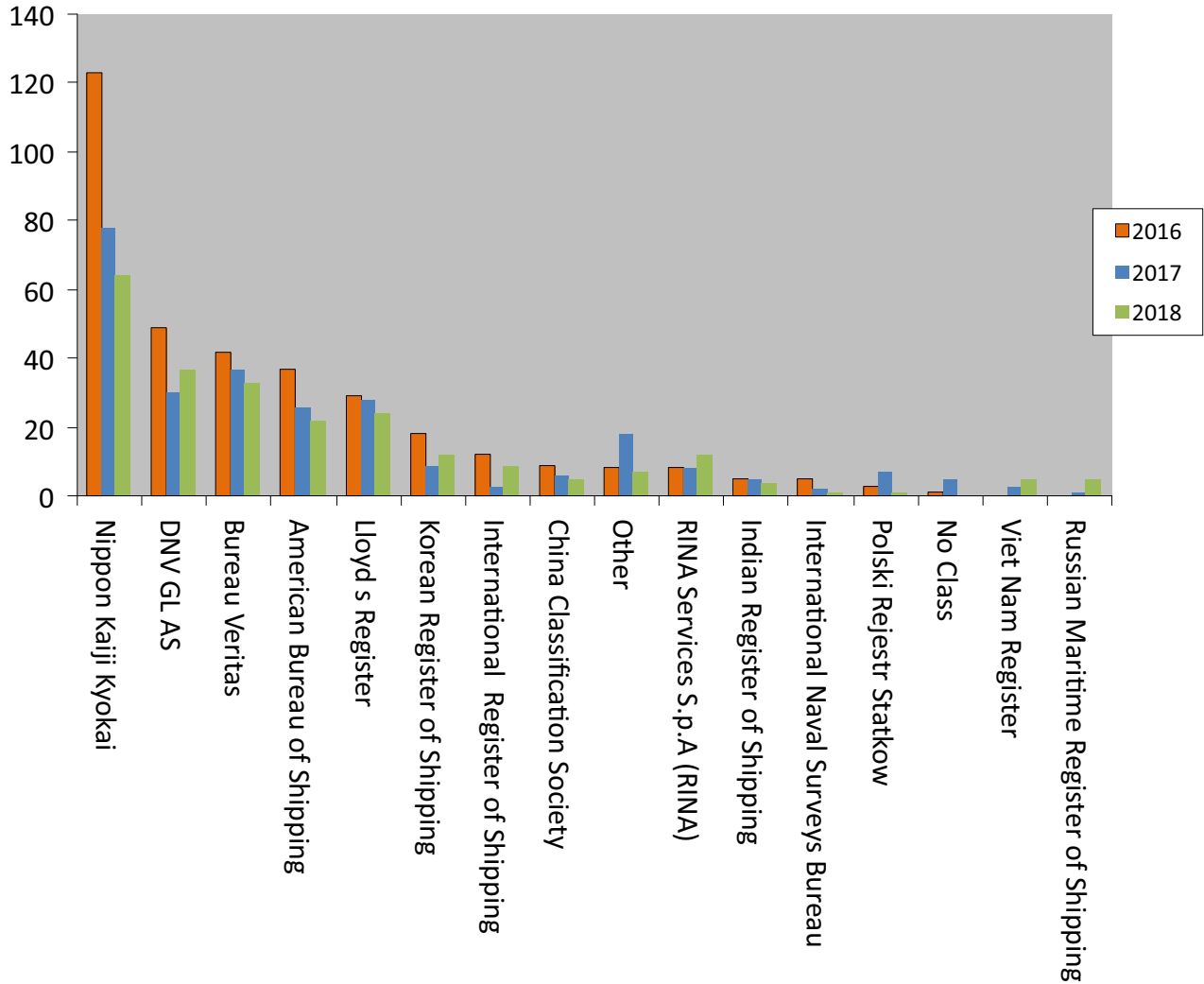
Fig. 15



THIS GRAPH DEPICTS INSPECTIONS OF 40 SHIPS AND ABOVE EITHER FOR 2016, 2017 or 2018

Comparison of Detentions per Recognised Organization

Fig. 16



THIS GRAPH DEPICTS INSPECTIONS OF 40 SHIPS AND ABOVE EITHER FOR 2016, 2017 or 2018

List of Underperforming Ships for the Year 2018

Sr. No.	IMO No.	Ship Name	Date of Inspections	Flag	RO	Company Number	Detainable Deficiencies	Inspecting Authority
1	8207551	HIRA	2017/06/13	Panama	Indian Register of Shipping (IRS)	4227439	08199 - Other (alarms)	IRAN
	8207551	HIRA	2018/04/08	Panama	International Register of Shipping (IS)	6011148	01101 - Cargo Ship Safety Equipment (including exemption) 01104 - Cargo Ship Safety Radio (including exemption) 01107 - Safety Management Certificate (SMC/ ISM) 01108 - Load Lines (including Exemption) 01117 - International Oil Pollution Prevention (IOPP) 01122 - International ship security certificate 01124 - International Air Pollution Cert. 01131 - International Anti-fouling-System Certificate 01132 - Tonnage certificate 01136 - International Ballast Water Management Certificate 01138 - International Energy Efficiency 01139 - Maritime Labour Certificate 01199 - Other (certificates) 01214 - Endorsement by Flag State 04101 - Public address system 08199 - Other (alarms) 13199 - Other (machinery) 01102 - Cargo Ship Safety Construction (including exempt.) 01136 - International Ballast Water Management Certificate 01136 - International Ballast Water Management Certificate 07113 - Fire pumps and its pipes	IRAN
	8207551	HIRA	2018/10/18	Panama	International Register of Shipping (IS)	6011148	01132 - Tonnage certificate 01136 - International Ballast Water Management Certificate 01139 - Maritime Labour Certificate 11104 - Rescue boats 11116 - Distress flares	IRAN

2	8301254	AL SHROOG	2017/04/16	Tanzania	ITMB	5700690	01315 - Oil record book 10116 - Nautical publications 14104 - Oil filtering equipment	IRAN
	8301254	AL SHROOG	2017/05/04	Tanzania	ITMB	5700690	07114 - Remote Means of control (opening,pumps,ventilation,etc.) Machinery spaces 14105 - Pumping, piping and discharge arrangements 07126 - Oil accumulation in engine room 07105 - Fire doors/openings in fire-resisting divisions 06106 - Cargo transfer - Tankers 07106 - Fire detection and alarm system 05105 - MF/HF Radio installation 04103 - Emergency, lighting, batteries and switches 05118 - Operation of GMDSS equipment 05110 - Facilities for reception of marine safety inform. 05114 - Reserve source of energy 07106 - Fire detection and alarm system 11117 - Lifebuoys incl. provision and disposition 10109 - Lights, shapes, sound-signals 04114 - Emergency source of power - Emergency generator 15106 - Shipboard operations	IRAN
	8301254	AL SHROOG	2018/06/24	Tanzania	ITMB	5700690	01204 - Certificate for personnel on tankers 01315 - Oil record book 07126 - Oil accumulation in engine room 10103 - Radar 11101 - Lifeboats	IRAN
3	8877423	WILLET	2017/04/20	Tanzania	ITMB	5700690	10103 - Radar 05105 - MF/HF Radio installation 05106 - INMARSAT ship earth station 01103 - Passenger Ship Safety (including exemption) 01133 - Civil Liability for Oil Pollution Damage certificate 01133 - Civil Liability for Oil Pollution Damage certificate 05118 - Operation of GMDSS equipment 11131 - On board training and instructions 11101 - Lifeboats 13102 - Auxiliary engine	IRAN

							04103 - Emergency, lighting, batteries and switches 14108 - 15 PPM Alarm arrangements. 09213 - Gas instruments	
	8877423	WILLET	2017/05/31	Tanzania	INTERTEK MARITIME BUREAU	5700690	02119 - Enhanced survey programme (ESP) 01101 - Cargo Ship Safety Equipment (including exemption) 11101 - Lifeboats 14402 - Sewage treatment plant 05114 - Reserve source of energy 05105 - MF/HF Radio installation 10117 - Echo sounder 10103 - Radar 13102 - Auxiliary engine 07110 - Firefighting equipment and appliances 07105 - Fire doors/openings in fire-resisting divisions 14608 - Incinerator incl. operations and operating manual 07117 - Jacketed high pressure lines and oil leakage alarm 13102 - Auxiliary engine 13199 - Other (machinery) 18408 - Electrical 18420 - Cleanliness of engine room 02199 - Other (Structural condition) 02117 - Decks - corrosion 02199 - Other (Structural condition) 09212 - Danger areas 01315 - Oil record book 15109 - Maintenance of the ship and equipment 18205 - Measures to ensure transmission to seafarer's family 18205 - Measures to ensure transmission to seafarer's family	IRAN
	8877423	WILLET	2017/09/22	Tanzania	ITMB	5700690	01315 - Oil record book	IRAN
4	9004621	GREEN BELT	2017/06/23	Panama	No Class (NOCL)	5913726	11101 - Lifeboats 14107 - Oil disch. Monitoring and control system 13102 - Auxiliary engine 14104 - Oil filtering equipment 15106 - Shipboard operations 13101 - Propulsion main engine	IRAN
	9004621	GREEN BELT	2017/09/07	Panama	Indian Register of Shipping (IRS)	5913726	10117 - Echo sounder 10118 - Speed and distance indicator 13101 - Propulsion main engine	IRAN

Indian Ocean Memorandum of Understanding on Port State Control

							13101 - Propulsion main engine 07114 - Remote Means of control (opening, pumps, ventilation, etc.) Machinery spaces 04102 - Emergency fire pump and its pipes 07126 - Oil accumulation in engine room 03108 - Ventilators, air pipes, casings 07101 - Fire prevention structural integrity 11101 - Lifeboats 11101 - Lifeboats 14402 - Sewage treatment plant 15109 - Maintenance of the ship and equipment	
	9004621	GREEN BELT	2018/05/07	Panama	Indian Register of Shipping (IRS)	5913726	14104 - Oil filtering equipment	IRAN
5	9699957	THORCO LUNA	2018/01/23	Philippines	Nippon Kaiji Kyokai (NK)	1987550	15199 - Other (ISM)	AUSTRALIA
	9699957	THORCO LUNA	2018/02/08	Philippines	Nippon Kaiji Kyokai (NK)	1987550	99102 - Other (SOLAS operational) 15105 - Resources and personnel	AUSTRALIA
	9699957	THORCO LUNA	2018/06/01	Philippines	Nippon Kaiji Kyokai (NK)	1987550	15199 - Other (ISM) 99102 - Other (SOLAS operational)	AUSTRALIA

THE REPORT OF CIC ON MARPOL ANNEX VI

Name of reporting Authority	AUSTRALIA
Total number of inspections	481
Total number of deficiencies	8
Total number of detentions	0

Name of reporting Authority	BANGLADESH
Total number of inspections	57
Total number of deficiencies	2
Total number of detentions	0

Name of reporting Authority	FRANCE
Total number of inspections	11
Total number of deficiencies	2
Total number of detentions	0

Name of reporting Authority	INDIA
Total number of inspections	118
Total number of deficiencies	21
Total number of Detentions	0

Name of reporting Authority	IRAN
Total number of inspections	152
Total number of deficiencies	37
Total number of detentions	1

Name of reporting Authority	KENYA
Total number of inspections	98
Total number of deficiencies	3
Total number of detentions	0

Name of reporting Authority	SOUTH AFRICA
Total number of inspections	90
Total number of deficiencies	28
Total number of detentions	0

All Reporting Authorities

Total number of inspections	1007
Total number of deficiencies	101
Total number of detentions	1

MALDIVES MARITIME AUTHORITY

Maldives Maritime and Ports

Maldives Transport Authority is established under the Act 3/2016 gazette on 3rd April 2016. The Maldives Transport Authority has the power to perform all acts required to discharge the responsibilities of the Authority and make necessary regulations regarding maritime affairs. Furthermore, Maldives Transport Authority reserves the discretion to prescribe a service fee for services rendered by the Authority. The regulations made under this Act shall determine the amount of fee payable and procedure for services provided.

Main Functions of the Maritime Administration

1. Flag State Control

To ensure the safety of national ships, the Maritime Administration survey ships during construction and periodically during operation for the issuance of certificates attesting to the safe construction, equipping and crewing of the ship. The Administration also inspects ships during the validity period of the certificates if there is reason to believe that the conditions upon which the certificates were issued have changed.

Small vessels engaged in commercial activities, i.e. fishing vessels and vessels that carry passengers and cargoes, are also inspected to ensure that they are safe and suitably equipped for the business engaged in and their area of operations.

2. ISM and ISPS Audits

To ensure the safety of national ships, the Maritime Administration carryout audits under the ISM and ISPS codes.

Currently there are 12 port facilities in the Maldives that are subject to Port facility security assessment and annual audits.

3. Port State Control

Maldives is a party to Indian Ocean MOU and hence foreign flagged ships calling to Maldives ports are inspected to ensure that they have the relevant certificates required under international conventions and that the condition of the ship is substantially in conformance with the respective international conventions and codes. Ships found with defects or deficiencies may be detained in port and may not be allowed to sail until the defects or deficiencies have been rectified.

Port State Control Inspections are carried out by qualified officers of the Administration.

4. Certification of Seafarers

Seafarers on flag ships must hold certificates appropriate to their rank. The certificates shall comply with the International Convention on Standards of Training, Certification and Watch keeping for Seafarers 1978, as amended.

In order to achieve certification, seafarers must meet training and sea service requirements and be compelled to demonstrate a thorough knowledge by means of written and oral examinations of syllabus items set out within the various examination levels and disciplines.

Examiners of candidates for Certification of Competency are fully qualified in their respective disciplines and are to hold Certificates of Competency of equal or higher level than the certificate for which the candidate is being examined.

5. Casualty Investigations

The Maritime Administration investigates marine casualties and incidents with a view to determining what action, if any, is needed to ensure the protection of life and property at sea and the marine environment.

6. Registration

The Maritime Administration maintains a Registration of Ships in accordance with national legislation.

7. Enforcement

In order to carry out and enforce its functions of survey and inspection, Maldives Transport Authority has developed and established regulations and standards for the marine industry in the areas of marine safety and marine environmental protection to implement provisions of national legislation and international conventions.

It maintains a core of suitably qualified inspectors and surveyors to carry out inspections and surveys to enforce the regulations.

8. International Activities

Maldives Transport Authority represents the maritime interests of the flag State at international organizations and with agencies of foreign governments who have similar interests.

The Maritime Administration co-operates with all international organizations and agencies of foreign governments who have common interests in promoting safety and security of life and property at sea and in protecting the marine environment.

Currently the Maritime Administration is represented in the following Organization and Committees and the details are as follows;

- a. Djibouti Code of Conduct
- b. International Maritime Organization (IMO)
- c. Indian Ocean Memorandum of Understanding (IOMOU)

9. International Conventions

The following IMO and ILO Conventions have been ratified by the Maldives.

- a. Convention on the International Maritime Organization 1948;
- b. Amendment to the Convention on the International Maritime Organization 1991;
- c. International Convention on Civil Liability for Oil Pollution Damage (CLC), 1969;
- d. Protocol to the International Convention on Civil Liability for Oil Pollution Damage, 1976;
- e. Protocol to the International Convention on Civil Liability for Oil Pollution Damage, 1992;
- f. Protocol to International Convention on the Establishment of an International Fund for Compensation for Oil Pollution Damage, 1992;
- g. International Convention for the Safety of Life at Sea (SOLAS), 1974;
- h. Convention for the Suppression of Unlawful Acts Against the Safety of Maritime Navigation (SUA), 1998;
- I. Protocol to the Convention for the Suppression of Unlawful Acts Against the Safety of Fixed Platforms Located on the Continental Shelf, 1998;
- j. Protocol to the International Convention for the Safety of Life at Sea (SOLAS), 1988;
- k. International Regulations for Preventing Collisions at Sea (COLREG), 1972;
- l. International Convention for the Prevention of Pollution of Sea by Oil (OILPOL), 1954;
- m. International Convention on Load Lines, 1966;
- n. International Convention on Tonnage Measurements of Ships, 1969;
- o. International Convention on Standards of Training, Certification and Watch Keeping for Seafarers (STCW), 1978;
- p. United Nations Convention on the Law of the Sea (UNCLOS), 1982;
- q. International Convention for the Prevention of Pollution from Ships. 1973, as modified by the 1978 and 1997 Protocols (MARPOL 73/78) Annex I, II and V;
- r. International Convention for the Control and management of Ship's Ballast Water and Sediments (Ballast Water Management Convention) 2004;
- s. Maritime Labour Convention 2006.



This work is copyright.
It may be reproduced in whole
or part subject to the inclusion of an
acknowledgment of the source but
not for commercial use or sale.

This report is also available at IOMOU website

Further information may be obtained from:
IOMOU Secretariat,
Ushakal, House No. 92, Plot No. A-8, Rangavi Estate,
Dabolim, Goa 403801.
INDIA.



INDIAN OCEAN MEMORANDUM OF UNDERSTANDING

www.iomou.nic.in / www.iomou.org 

+91 832 2538128 